

(19) World Intellectual Property Organization
International Bureau



(43) International Publication Date
21 December 2000 (21.12.2000)

PCT

(10) International Publication Number
WO 00/76973 A1

(51) International Patent Classification⁷: C07D 211/54,
211/56, 401/06, 403/06, 409/06, 413/06, A61K 31/4453,
C07F 31/4453

Lincoln Avenue, Rahway, NJ 07065-0907 (US). OATES,
Bryan [US/US]; 126 East Lincoln Avenue, Rahway, NJ
07065-0907 (US).

(21) International Application Number: PCT/US00/15724

(74) Common Representative: MERCK & CO., INC.; 126
East Lincoln Avenue, Rahway, NJ 07065-0907 (US).

(22) International Filing Date: 8 June 2000 (08.06.2000)

(25) Filing Language: English

(26) Publication Language: English

(30) Priority Data:
60/139,078 11 June 1999 (11.06.1999) US

(81) Designated States (*national*): AE, AG, AL, AM, AT, AU,
AZ, BA, BB, BG, BR, BY, CA, CH, CN, CR, CU, CZ, DE,
DK, DM, DZ, EE, ES, FI, GB, GD, GE, GH, GM, HR, HU,
ID, IL, IN, IS, JP, KE, KG, KR, KZ, LC, LK, LR, LS, LT,
LU, LV, MA, MD, MG, MK, MN, MW, MX, MZ, NO, NZ,
PL, PT, RO, RU, SD, SE, SG, SI, SK, SL, TJ, TM, TR, TT,
TZ, UA, UG, US, UZ, VN, YU, ZA, ZW.

(71) Applicant (*for all designated States except US*): MERCK
& CO., INC. [US/US]; 126 East Lincoln Avenue, Rahway,
NJ 07065-0907 (US).

(84) Designated States (*regional*): ARIPO patent (GH, GM,
KE, LS, MW, MZ, SD, SL, SZ, TZ, UG, ZW), Eurasian
patent (AM, AZ, BY, KG, KZ, MD, RU, TJ, TM), European
patent (AT, BE, CH, CY, DE, DK, ES, FI, FR, GB, GR, IE,
IT, LU, MC, NL, PT, SE), OAPI patent (BF, BJ, CF, CG,
CI, CM, GA, GN, GW, ML, MR, NE, SN, TD, TG).

(72) Inventors; and

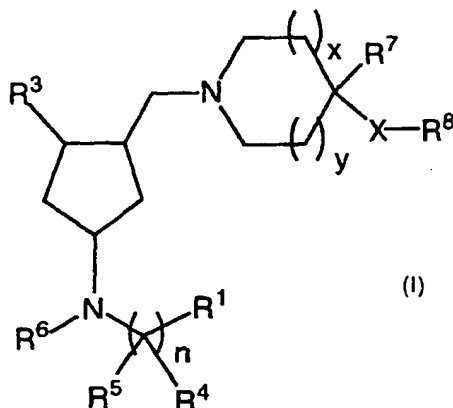
(75) Inventors/Applicants (*for US only*): FINKE, Paul,
E. [US/US]; 126 East Lincoln Avenue, Rahway, NJ
07065-0907 (US). CHAPMAN, Kevin, T. [US/US]; 126
East Lincoln Avenue, Rahway, NJ 07065-0907 (US).
LOEBACH, Jennifer, L. [US/US]; 126 East Lincoln
Avenue, Rahway, NJ 07065-0907 (US). MACCOSS,
Malcolm [GB/US]; 126 East Lincoln Avenue, Rahway, NJ
07065-0907 (US). MILLS, Sander, G. [US/US]; 126 East

Published:

— With international search report.

For two-letter codes and other abbreviations, refer to the "Guidance Notes on Codes and Abbreviations" appearing at the beginning of each regular issue of the PCT Gazette.

(54) Title: N-CYCLOPENTYL MODULATORS OF CHEMOKINE RECEPTOR ACTIVITY



(57) Abstract: The present invention is directed to compounds of the formula (I): (wherein R¹, R³, R⁴, R⁵, R⁶, R⁷, R⁸, X, n, x and y are defined herein) which are useful as modulators of chemokine receptor activity. In particular, these compounds are useful as modulators of the chemokine receptors CCR-5 and/or CCR-3.

WO 00/76973 A1

TITLE OF THE INVENTION

N-CYCLOPENTYL MODULATORS OF CHEMOKINE RECEPTOR ACTIVITY

BACKGROUND OF THE INVENTION

5 Chemokines are chemotactic cytokines that are released by a wide variety of cells to attract macrophages, T cells, eosinophils, basophils and neutrophils to sites of inflammation (reviewed in Schall, Cytokine, 3, 165-183 (1991) and Murphy, Rev. Immun., 12, 593-633 (1994)). There are two classes of chemokines, C-X-C (α) and C-C (β), depending on whether the first two cysteines are separated by a single amino acid (C-X-C) or are adjacent (C-C). The α -chemokines, such as
10 interleukin-8 (IL-8), neutrophil-activating protein-2 (NAP-2) and melanoma growth stimulatory activity protein (MGSA) are chemotactic primarily for neutrophils, whereas β -chemokines, such as RANTES, MIP-1 α , MIP-1 β , monocyte chemotactic protein-1 (MCP-1), MCP-2, MCP-3 and eotaxin are chemotactic for macrophages, T-
15 cells, eosinophils and basophils (Deng, et al., Nature, 381, 661-666 (1996)).

The chemokines bind specific cell-surface receptors belonging to the family of G-protein-coupled seven-transmembrane-domain proteins (reviewed in Horuk, Trends Pharm. Sci., 15, 159-165 (1994)) which are termed "chemokine receptors." On binding their cognate ligands, chemokine receptors transduce an
20 intracellular signal through the associated trimeric G protein, resulting in a rapid increase in intracellular calcium concentration. There are at least sixteen human chemokine receptors that bind or respond to β -chemokines with the following characteristic pattern: CCR-1 (or "CKR-1" or "CC-CKR-1") [MIP-1 α , MIP-1 β , MCP-3, RANTES] (Ben-Barruch, et al., J. Biol. Chem., 270, 22123-22128 (1995);
25 Beote, et al, Cell, 72, 415-425 (1993)); CCR-2A and CCR-2B (or "CKR-2A"/"CKR-2A" or "CC-CKR-2A"/"CC-CKR-2A") [MCP-1, MCP-3, MCP-4]; CCR-3 (or "CKR-3" or "CC-CKR-3") [eotaxin, RANTES, MCP-3] (Combadiere, et al., J. Biol. Chem., 270, 16491-16494 (1995); CCR-4 (or "CKR-4" or "CC-CKR-4") [MIP-1 α , RANTES, MCP-1] (Power, et al., J. Biol. Chem., 270, 19495-19500 (1995)); CCR-5 (or "CKR-
30 5" or "CC-CKR-5") [MIP-1 α , RANTES, MIP-1 β] (Sanson, et al., Biochemistry, 35, 3362-3367 (1996)); and the Duffy blood-group antigen [RANTES, MCP-1] (Chaudhun, et al., J. Biol. Chem., 269, 7835-7838 (1994)). The β -chemokines include eotaxin, MIP ("macrophage inflammatory protein"), MCP ("monocyte chemoattractant protein") and RANTES ("regulation-upon-activation, normal T
35 expressed and secreted").

Chemokine receptors, such as CCR-1, CCR-2, CCR-2A, CCR-2B, CCR-3, CCR-4, CCR-5, CXCR-3, CXCR-4, have been implicated as being important mediators of inflammatory and immunoregulatory disorders and diseases, including asthma, rhinitis and allergic diseases, as well as autoimmune pathologies such as

5 rheumatoid arthritis and atherosclerosis. A review of the role of chemokines in allergic inflammation is provided by Kita, H., et al., *J. Exp. Med.* **183**, 2421-2426 (1996). Accordingly, agents which modulate chemokine receptors would be useful in such disorders and diseases. Compounds which modulate chemokine receptors would be especially useful in the treatment and prevention of atopic conditions including

10 allergic rhinitis, dermatitis, conjunctivitis, and particularly bronchial asthma.

A retrovirus designated human immunodeficiency virus (HIV-1) is the etiological agent of the complex disease that includes progressive destruction of the immune system (acquired immune deficiency syndrome; AIDS) and degeneration of the central and peripheral nervous system. This virus was previously known as LAV,

15 HTLV-III, or ARV.

Certain compounds have been demonstrated to inhibit the replication of HIV, including soluble CD4 protein and synthetic derivatives (Smith, et al., *Science*, **238**, 1704-1707 (1987)), dextran sulfate, the dyes Direct Yellow 50, Evans Blue, and certain azo dyes (U.S. Patent No. 5,468,469). Some of these antiviral

20 agents have been shown to act by blocking the binding of gp120, the coat protein of HIV, to its target, the CD4 glycoprotein of the cell.

Entry of HIV-1 into a target cell requires cell-surface CD4 and additional host cell cofactors. Fusin has been identified as a cofactor required for infection with virus adapted for growth in transformed T-cells, however, fusin does

25 not promote entry of macrophagetropic viruses which are believed to be the key pathogenic strains of HIV in vivo. It has recently been recognized that for efficient entry into target cells, human immunodeficiency viruses require a chemokine receptors, most probably CCR-5 or CXCR-4, as well as the primary receptor CD4 (Levy, *N. Engl. J. Med.*, **335**(20), 1528-1530 (Nov. 14 1996). The principal cofactor

30 for entry mediated by the envelope glycoproteins of primary macrophage-trophic strains of HIV-1 is CCR5, a receptor for the β -chemokines RANTES, MIP-1 α and MIP-1 β (Deng, et al., *Nature*, **381**, 661-666 (1996)). HIV attaches to the CD4 molecule on cells through a region of its envelope protein, gp120. It is believed that the CD-4 binding site on the gp120 of HIV interacts with the CD4 molecule on the

35 cell surface, and undergoes conformational changes which allow it to bind to another

cell-surface receptor, such as CCR5 and/or CXCR-4. This brings the viral envelope closer to the cell surface and allows interaction between gp41 on the viral envelope and a fusion domain on the cell surface, fusion with the cell membrane, and entry of the viral core into the cell. It has been shown that β -chemokine ligands prevent HIV-1 from fusing with the cell (Dragic, et al., Nature, 381, 667-673 (1996)). It has further
5 been demonstrated that a complex of gp120 and soluble CD4 interacts specifically with CCR-5 and inhibits the binding of the natural CCR-5 ligands MIP-1 α and MIP-1 β (Wu, et al., Nature, 384, 179-183 (1996); Trkola, et al., Nature, 384, 184-187 (1996)).

10 Humans who are homozygous for mutant CCR-5 receptors which do not serve as co-receptors for HIV-1 in vitro appear to be unusually resistant to HIV-1 infection and are not immuno-compromised by the presence of this genetic variant (Nature, 382, 722-725 (1996)). Absence of CCR-5 appears to confer substantial protection from HIV-1 infection (Nature, 382, 668-669 (1996)). Other chemokine
15 receptors may be used by some strains of HIV-1 or may be favored by non-sexual routes of transmission. Although most HIV-1 isolates studied to date utilize CCR-5 or fusin, some can use both as well as the related CCR-2B and CCR-3 as co-receptors (Nature Medicine, 2(11), 1240-1243 (1996)). Nevertheless, drugs targeting chemokine receptors may not be unduly compromised by the genetic diversity of
20 HIV-1 (Zhang, et al., Nature, 383, 768 (1996)). Accordingly, an agent which could block chemokine receptors in humans who possess normal chemokine receptors should prevent infection in healthy individuals and slow or halt viral progression in infected patients. By focusing on the host's cellular immune response to HIV
infection, better therapies towards all subtypes of HIV may be provided. These results
25 indicate that inhibition of chemokine receptors presents a viable method for the prevention or treatment of infection by HIV and the prevention or treatment of AIDS.

The peptides eotaxin, RANTES, MIP-1 α , MIP-1 β , MCP-1, and MCP-3 are known to bind to chemokine receptors. As noted above, the inhibitors of HIV-1 replication present in supernatants of CD8+ T cells have been characterized as the β -
30 chemokines RANTES, MIP-1 α and MIP-1 β .

SUMMARY OF THE INVENTION

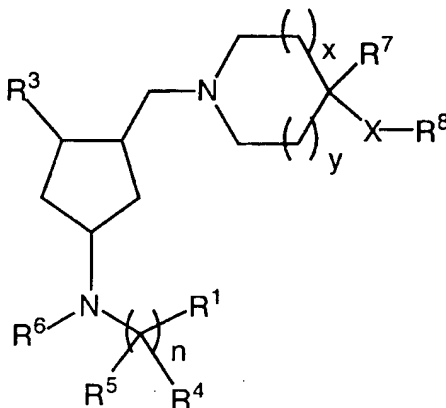
The present invention is directed to compounds which inhibit the entry of human immunodeficiency virus (HIV) into target cells and are of value in the
35 prevention of infection by HIV, the treatment of infection by HIV and the prevention

and/or treatment of the resulting acquired immune deficiency syndrome (AIDS). The present invention also relates to pharmaceutical compositions containing the compounds and to a method of use of the present compounds and other agents for the prevention and treatment of AIDS and viral infection by HIV.

5 The present invention is further directed to compounds which are modulators of chemokine receptor activity and are useful in the prevention or treatment of certain inflammatory and immunoregulatory disorders and diseases, allergic diseases, atopic conditions including allergic rhinitis, dermatitis, conjunctivitis, and asthma, as well as autoimmune pathologies such as rheumatoid
10 arthritis and atherosclerosis. The invention is also directed to pharmaceutical compositions comprising these compounds and the use of these compounds and compositions in the prevention or treatment of such diseases in which chemokine receptors are involved.

DETAILED DESCRIPTION OF THE INVENTION

The present invention is directed to compounds of formula I:



5

I

wherein:

X is $-(C_{0-2} \text{ alkyl})-Y-(C_{0-6} \text{ alkyl})-$,

where the alkyl is unsubstituted or substituted with 1-7 substituents where the substituents are independently selected from:

10

- (a) halo,
- (b) hydroxy,
- (c) $-O-C_{1-3} \text{ alkyl}$, and
- (d) trifluoromethyl,

where Y is selected from:

15

$-(CO)-$, $-(CO)O-$, $-O(CO)-$, $-(CO)NR^9-$, $-NR^9(CO)-$,
 $-O(CO)NR^9-$, $-NR^9(CO)O-$, and $-NR^9(CO)NR^{10}-$,

where R^9 is independently selected from: hydrogen, C_{1-10} alkyl, C_{3-6} cycloalkyl, C_{1-6} alkyl- C_{3-6} cycloalkyl, C_{2-10} alkenyl, C_{2-10} alkynyl, benzyl or phenyl, which is unsubstituted or substituted with 1-3 substituents where the substituents are independently selected from: halo, C_{1-3} alkyl, C_{1-3} alkoxy and trifluoromethyl,

20

and where R^{10} is independently selected from: hydrogen, C_{1-6} alkyl, benzyl, or phenyl, which is unsubstituted or substituted with 1-3 substituents where the substituents are independently selected from: halo, C_{1-3} alkyl, C_{1-3} alkoxy and trifluoromethyl,

25

or where R⁹ and R¹⁰ may be joined together to form a 5-8 membered ring which may be unsubstituted or substituted with halo, C₁₋₃ alkyl, and C₁₋₃ alkoxy:

- 5 R¹ is selected from:
- (1) -CO₂H,
 - (2) -NO₂,
 - (3) -tetrazolyl,
 - (4) -hydroxyisoxazole,
 - 10 (5) -SO₂NHCO-(C₀₋₃ alkyl)-R⁹, and
 - (6) -P(O)(OH)₂;

R³ is selected from the group consisting of:

phenyl and heterocycle,

15 which is unsubstituted or substituted with 1-7 substituents where the substituents are independently selected from:

- (a) halo,
- (b) trifluoromethyl,
- (c) hydroxy,
- 20 (d) C₁₋₃ alkyl,
- (e) -O-C₁₋₃ alkyl,
- (f) -CO₂R⁹,
- (g) -NR⁹R¹⁰, and
- (h) -CONR⁹R¹⁰;

25

R⁴, R⁵ and R⁶ are independently selected from:

hydrogen, C₁₋₁₀ alkyl, C₃₋₈ cycloalkyl, C₂₋₁₀ alkenyl,

C₂₋₁₀ alkynyl, phenyl, -(C₁₋₆ alkyl)-phenyl,

-(C₁₋₆ alkyl)-C₃₋₈ cycloalkyl, naphthyl, biphenyl, and heterocycle,

30 which is unsubstituted or substituted with 1-7 of R¹¹ where R¹¹ is independently selected from:

- (a) halo,
- (b) trifluoromethyl,
- (c) hydroxy,

- 5
- (d) C₁₋₃ alkyl,
 - (e) -O-C₁₋₃ alkyl,
 - (f) -CO₂R⁹,
 - (g) -NR⁹R¹⁰, and
 - (h) -CONR⁹R¹⁰,

or where R⁴ and R⁵ may be joined together to form a 3-8 membered saturated ring which may be unsubstituted or substituted with 1-7 of R¹¹,

or where R⁵ and R⁶ may be joined together to form a 3-8 membered saturated ring which may be unsubstituted or substituted with 1-7 of R¹¹;

10

R⁷ is selected from:

- (1) hydrogen,
 - (2) C₁₋₆ alkyl, which is unsubstituted or substituted with 1-4 substituents where the substituents are independently selected from: hydroxy, cyano, and halo,
 - (3) hydroxy, and
 - (4) halo;
- 15

R⁸ is selected from:

- hydrogen, phenyl, naphthyl, biphenyl, and heterocycle,
 - which is unsubstituted or substituted with 1-7 of R¹² where R¹² is independently selected from:
 - (a) halo,
 - (b) cyano,
 - (c) hydroxy,
 - (d) C₁₋₆ alkyl, which is unsubstituted or substituted with 1-5 of R¹³ where R¹³ is independently selected from: halo, cyano, hydroxy, C₁₋₆ alkoxy, -CO₂H, -CO₂(C₁₋₆ alkyl), phenyl, trifluoromethyl, and -NR⁹R¹⁰,
 - (e) -O-C₁₋₆ alkyl, which is unsubstituted or substituted with 1-5 of R¹³,
 - (f) -CF₃,
 - (g) -CHF₂,
- 20
- 25
- 30

- 5
- (h) -CH₂F,
 (i) -NO₂,
 (j) phenyl,
 (k) -CO₂R⁹,
 (l) tetrazolyl,
 (m) -NR⁹R¹⁰,
 (n) -NR⁹-COR¹⁰,
 (o) -NR⁹-CO₂R¹⁰,
 (p) -CO-NR⁹R¹⁰,
 10 (q) -OCO-NR⁹R¹⁰,
 (r) -NR⁹CO-NR⁹R¹⁰,
 (s) -S(O)_m-R⁹, wherein m is an integer selected from 0, 1 and 2,
 (t) -S(O)₂-NR⁹R¹⁰,
 (u) -NR⁹S(O)₂-R¹⁰, and
 15 (v) -NR⁹S(O)₂-NR⁹R¹⁰;

n is an integer selected from 1, 2, 3 and 4;

x is an integer selected from 0, 1 and 2, and y is an integer selected from 0, 1 and 2,
 with the proviso that the sum of x and y is 2;

20

and pharmaceutically acceptable salts thereof and individual diastereomers thereof.

One embodiment of the present invention is a compound of Formula I,

wherein

25

R¹ is selected from:

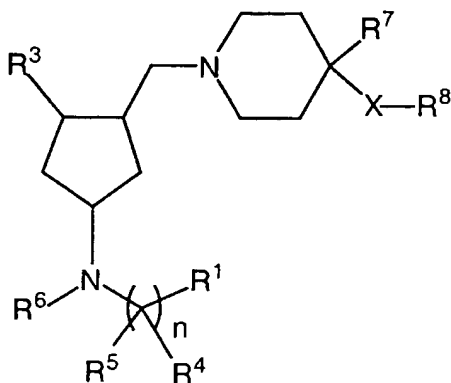
- (1) -CO₂H,
 (2) -NO₂,
 (3) -tetrazolyl,
 30 (4) -hydroxyisoxazole, and
 (5) -P(O)(OH)₂;

and all other variables are as previously defined;

and pharmaceutically acceptable salts thereof and individual diastereomers thereof.

Preferred compounds of the present invention include those of formula

Ia:



5

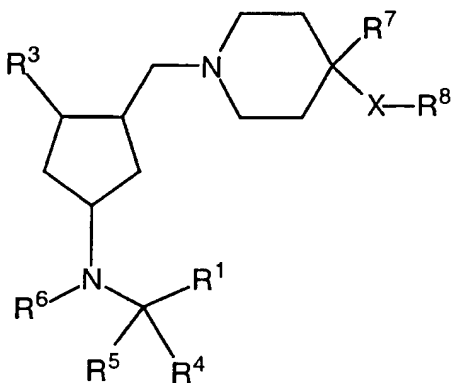
Ia

wherein R^1 , R^3 , R^4 , R^5 , R^6 , R^7 , R^8 , X and n are defined herein;

and pharmaceutically acceptable salts and individual diastereomers thereof.

More preferred compounds of the present invention include those of

10 formula Ic:



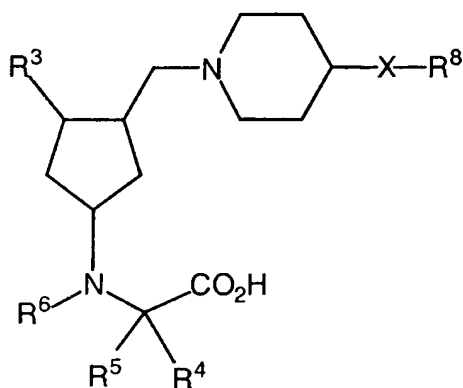
Ic

wherein R^1 , R^3 , R^4 , R^5 , R^6 , R^7 , R^8 and X are defined herein;

and pharmaceutically acceptable salts and individual diastereomers thereof.

15

Highly preferred compounds of the present invention include those of formula Id:

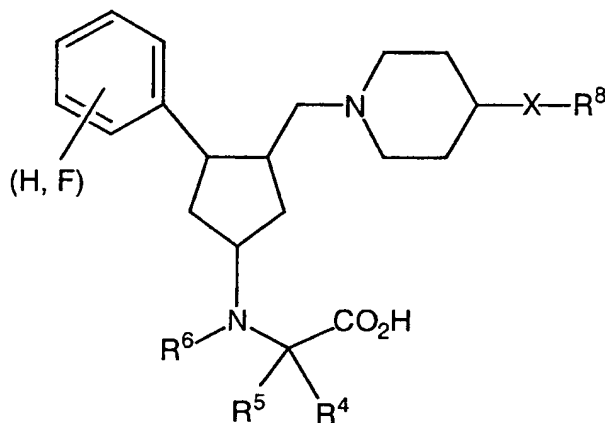


Id

wherein R^3 , R^4 , R^5 , R^6 , R^8 and X are defined herein;

and pharmaceutically acceptable salts and individual diastereomers thereof.

- 5 More highly preferred compounds of the present invention include those of formula Ie:



Ie

wherein R^4 , R^5 , R^6 , R^8 and X are defined herein;

- 10 and pharmaceutically acceptable salts and individual diastereomers thereof.

In the present invention it is preferred that R^1 is selected from:

- (1) $-\text{CO}_2\text{H}$,
 (2) $-\text{P}(\text{O})(\text{OH})_2$, and
 15 (3) $-\text{tetrazolyl}$.

In the present invention it is more preferred that R^1 is selected from:

- (1) $-CO_2H$, and
- (2) $-tetrazolyl$.

5 In the present invention it is even more preferred that R^1 is $-CO_2H$.

In the present invention it is preferred that R^3 is selected from the group consisting of:

phenyl and thienyl,

10 which may be unsubstituted or substituted with 1-5 substituents where the substituents are independently selected from:

- (a) halo,
- (b) trifluoromethyl,
- (c) hydroxy,
- 15 (d) C_{1-3} alkyl, and
- (e) $-O-C_{1-3}$ alkyl.

In the present invention it is more preferred that R^3 is selected from the group consisting of:

20 phenyl and thienyl,

which may be unsubstituted or substituted with 1-5 substituents where the substituents are independently selected from:

- (a) fluoro,
- (b) chloro,
- 25 (c) trifluoromethyl,
- (d) hydroxy, and
- (e) C_{1-3} alkyl.

30 In the present invention it is even more preferred that R^3 is selected from the group consisting of:

phenyl, which may be unsubstituted or substituted with 1-5 substituents where the substituents are independently selected from:

- (a) fluoro, and
- (b) chloro; and

unsubstituted thienyl.

In the present invention it is still more preferred that R³ is unsubstituted phenyl, (3-fluoro)phenyl or 3-thienyl.

5

In the present invention it is preferred that R⁴ is hydrogen or C₁₋₆ alkyl.

In the present invention it is more preferred that R⁴ is hydrogen.

10

In the present invention it is preferred that R⁵ is selected from: hydrogen, C₁₋₆ alkyl, C₃₋₈ cycloalkyl, C₁₋₆ alkyl-C₃₋₈ cycloalkyl, and phenyl.

In the present invention it is more preferred that R⁵ is selected from: hydrogen, methyl, n-propyl, isopropyl, n-butyl, t-butyl, isobutyl, sec-butyl, cyclohexyl, -CH₂-cyclopropyl, -CH₂-cyclobutyl, and phenyl.

15

In the present invention it is still more preferred that R⁵ is selected from: isopropyl, isobutyl, sec-butyl, and cyclohexyl.

20

In the present invention it is preferred that R⁶ is selected from: hydrogen, C₁₋₆ alkyl, C₃₋₈ cycloalkyl, C₁₋₆ alkyl-C₃₋₈ cycloalkyl, and phenyl.

In the present invention it is more preferred that R⁶ is selected from: hydrogen, methyl, n-butyl, t-butyl, isobutyl, sec-butyl, -CH₂-cyclopropyl, -CH₂-cyclobutyl, and cyclohexyl.

25

In the present invention it is still more preferred that R⁶ is selected from: hydrogen, methyl, -CH₂-cyclopropyl, -CH₂-cyclobutyl, and cyclohexyl.

30

In an alternate embodiment of the present invention it is preferred that R⁵ and R⁶ are joined together to form a C₃₋₈ cycloalkyl ring.

In an alternate embodiment of the present invention it is more preferred that R⁵ and R⁶ are joined together to form a pyrrolidine ring.

5 In the present invention it is preferred that R⁷ is hydrogen, fluoro, hydroxy or C₁₋₆ alkyl.

In the present invention it is more preferred that R⁷ is hydrogen or fluoro.

10 In the present invention it is even more preferred that R⁷ is hydrogen.

In the present invention it is preferred that X is:
-(C₀₋₂ alkyl)-Y-(C₀₋₄ alkyl)-,

15 where the alkyl is unsubstituted or substituted with 1-7 substituents where the substituents are independently selected from:

- (a) halo,
- (b) hydroxy,
- (c) -O-C₁₋₃ alkyl, and
- (d) trifluoromethyl,

20 where Y is selected from:

-(CO)NR⁹-, -NR⁹(CO)-, -O(CO)NR⁹-, -NR⁹(CO)O-, and
-NR⁹(CO)NR¹⁰-,

25 where R⁹ is independently selected from: hydrogen, C₁₋₁₀ alkyl, C₃₋₆ cycloalkyl, C₁₋₆ alkyl-C₃₋₆ cycloalkyl, C₂₋₁₀ alkenyl, C₂₋₁₀ alkynyl, benzyl or phenyl, which is unsubstituted or substituted with 1-3 substituents where the substituents are independently selected from: halo, C₁₋₃ alkyl, C₁₋₃ alkoxy and trifluoromethyl,

30 and where R¹⁰ is independently selected from: hydrogen, C₁₋₆ alkyl, benzyl, or phenyl, which is unsubstituted or substituted with 1-3 substituents where the substituents are independently selected from: halo, C₁₋₃ alkyl, C₁₋₃ alkoxy and trifluoromethyl,

or where R⁹ and R¹⁰ may be joined together to form a 5-8 membered ring which is unsubstituted.

In the present invention it is more preferred that X is:
-Y-(C₀₋₄ alkyl)-,

where the alkyl is unsubstituted,

where Y is selected from:

5 -O(CO)NR⁹-, -NR⁹(CO)O-, and -NR⁹(CO)NR¹⁰-,
where R⁹ is independently selected from: hydrogen, C₁₋₁₀ alkyl, C₂₋₁₀
 alkenyl, and C₁₋₆ alkyl-C₃₋₆ cycloalkyl,
where R¹⁰ is independently selected from: hydrogen and C₁₋₆ alkyl,
or where R⁹ and R¹⁰ may be joined together to form a 5-8 membered ring
10 which is unsubstituted.

In the present invention it is even more preferred that X is selected
from:

15 -(CO)NR⁹-, -(CO)NR⁹CH₂-, -NR⁹(CO)O-, -NR⁹(CO)OCH₂-,
 -NR⁹(CO)NR¹⁰-, and -NR⁹(CO)NR¹⁰CH₂-,
where R⁹ is independently selected from: hydrogen, C₁₋₁₀ alkyl, C₂₋₁₀
 alkenyl, and C₁₋₆ alkyl-C₃₋₆ cycloalkyl,
where R¹⁰ is independently selected from: hydrogen and C₁₋₆ alkyl,
or where R⁹ and R¹⁰ may be joined together to form a 5-8 membered ring
20 which is unsubstituted.

In an aspect of the preceding embodiment, in the present invention it is
even more preferred that X is selected from:

25 -(CO)NR⁹-, -NR⁹(CO)O-, and -NR⁹(CO)NR¹⁰-,
where R⁹ is independently selected from: hydrogen, C₁₋₁₀ alkyl, C₂₋₁₀
 alkenyl, and C₁₋₆ alkyl-C₃₋₆ cycloalkyl,
where R¹⁰ is independently selected from: hydrogen and C₁₋₆ alkyl,
or where R⁹ and R¹⁰ may be joined together to form a 5-8 membered ring
30 which is unsubstituted.

In the present invention it is still more preferred that X is selected
from:

-NR⁹(CO)O-, -NR⁹(CO)OCH₂-, -NR⁹(CO)NH-, and -NR⁹(CO)NHCH₂-,

where R⁹ is independently selected from: methyl, ethyl, n-propyl, allyl, and -CH₂-cyclopropyl.

In an aspect of the preceding embodiment, in the present invention it is
5 still more preferred that X is selected from:

-NR⁹(CO)O-, and -NR⁹(CO)NH-,

where R⁹ is independently selected from: methyl, ethyl, n-propyl, allyl, and -CH₂-cyclopropyl.

10 In the present invention it is preferred that R⁸ is hydrogen or phenyl, which is unsubstituted or substituted with 1-7 substituents where the substituents are independently selected from:

- (a) halo,
- (b) cyano,
- 15 (c) hydroxy,
- (d) C₁₋₆ alkyl, which is unsubstituted or substituted with 1-5 of R¹³ where R¹³ is independently selected from: halo, cyano, hydroxy, C₁₋₆ alkoxy, -CO₂H, phenyl, -CO₂(C₁₋₆ alkyl), trifluoromethyl, and -NR⁹R¹⁰, wherein R⁹ and R¹⁰ are independently selected from: hydrogen, C₁₋₆ alkyl, C₅₋₆ cycloalkyl, benzyl or phenyl, which is unsubstituted or substituted with 1-3 substituents where the substituents are independently selected from: halo, C₁₋₃ alkyl, C₁₋₃ alkoxy and trifluoromethyl;
- 20 (e) -O-C₁₋₆ alkyl, which is unsubstituted or substituted with 1-5 of R¹³,
- (f) -CF₃,
- (g) -CHF₂,
- (h) -CH₂F,
- 30 (i) -NO₂,
- (j) phenyl,
- (k) -CO₂R⁹,
- (l) tetrazolyl,
- (m) -NR⁹R¹⁰,

- 5
- (n) -NR⁹-COR¹⁰,
 - (o) -NR⁹-CO₂R¹⁰,
 - (p) -CO-NR⁹R¹⁰,
 - (q) -OCO-NR⁹R¹⁰,
 - (r) -NR⁹CO-NR⁹R¹⁰,
 - (s) -S(O)_m-R⁹, wherein m is an integer selected from 0, 1 and 2,
 - (t) -S(O)₂-NR⁹R¹⁰,
 - (u) -NR⁹S(O)₂-R¹⁰, and
 - (v) -NR⁹S(O)₂-NR⁹R¹⁰.

10

In the present invention it is more preferred that R⁸ is phenyl which is unsubstituted or substituted with 1-5 substituents where the substituents are independently selected from:

- 15
- (a) halo,
 - (b) cyano,
 - (c) -NO₂,
 - (d) -CF₃,
 - (e) -CHF₂,
 - (f) -CH₂F,
 - (g) tetrazolyl,
 - (h) C₁₋₆ alkyl, which is unsubstituted or substituted with phenyl,
and
 - (i) -O-C₁₋₆ alkyl.
- 20

25

In the present invention it is even more preferred that R⁸ is phenyl, which is unsubstituted or substituted with 1-3 substituents where the substituents are independently selected from:

- 30
- (a) fluoro,
 - (b) chloro,
 - (c) cyano,
 - (d) -NO₂,
 - (e) C₁₋₆ alkyl, which is unsubstituted or substituted with phenyl,
and
 - (f) -CF₃.

In the present invention it is still more preferred that R⁸ is selected from: phenyl, 4-chlorophenyl, 2-fluorophenyl, 3-fluorophenyl, 4-fluorophenyl, 2,4-difluorophenyl, 3,4-difluorophenyl, 5 3,5-difluorophenyl, 4-methylphenyl, 3-nitrophenyl, 4-nitrophenyl, and 4-trifluoromethylphenyl.

In the present invention it is preferred that n is an integer selected from 1, 2 and 3.

10

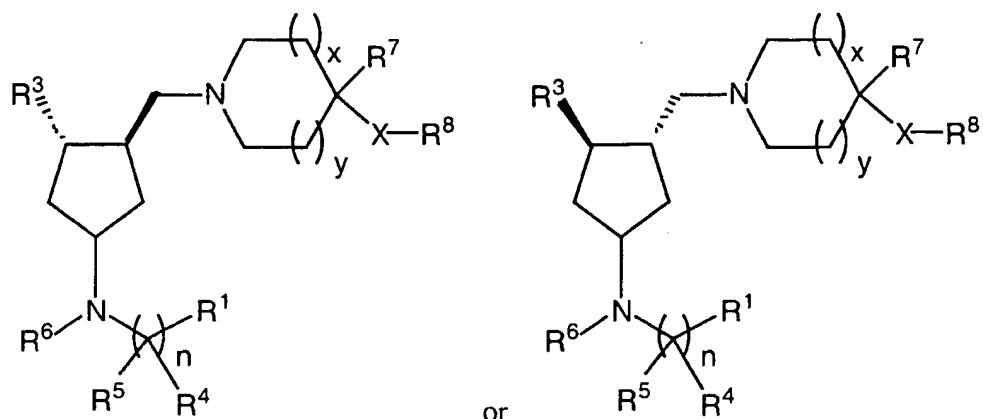
In the present invention it is more preferred that n is an integer which is 1.

In the present invention it is preferred that x is an integer which is 1 and y is an integer which is 1.

15

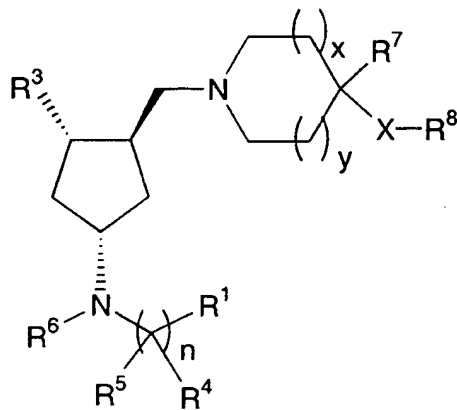
It is to be understood that embodiments of the present invention include, but are not limited to, compounds of formula I wherein R¹, R³, R⁴, R⁵, R⁶, R⁷, R⁸, X, n, x, and y are defined in accordance with one of the embodiments or 20 aspects thereof as set forth above. Any and all possible combinations of preferred, more preferred, even more preferred, highly preferred, more highly preferred, and most preferred definitions of these variables in formulas I are within the scope of the present invention.

The compounds of the instant invention have at least two asymmetric 25 centers at the ring junction of the substituents bearing the piperidine and R³. Additional asymmetric centers may be present depending upon the nature of the various substituents on the molecule. Each such asymmetric center will independently produce two optical isomers and it is intended that all of the possible optical isomers and diastereomers in mixtures and as pure or partially purified 30 compounds are included within the ambit of this invention. The relative configurations of the more preferred compounds of this invention are of the trans orientation, i.e. as depicted:



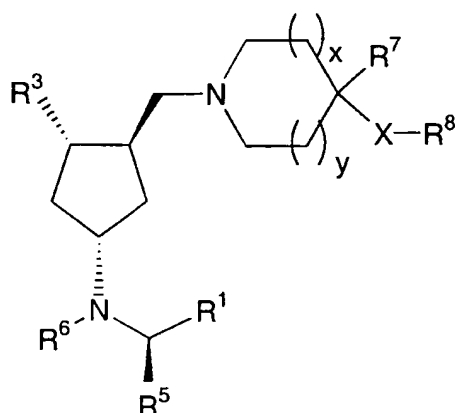
The relative configurations of the even more preferred compounds of this invention wherein R^6 is hydrogen, methyl or wherein R^5 and R^6 form a pyrrolidine ring with respect to the configuration of the nitrogen substituent on the cyclopentane ring is cis to the orientation of R^3 as depicted:

5

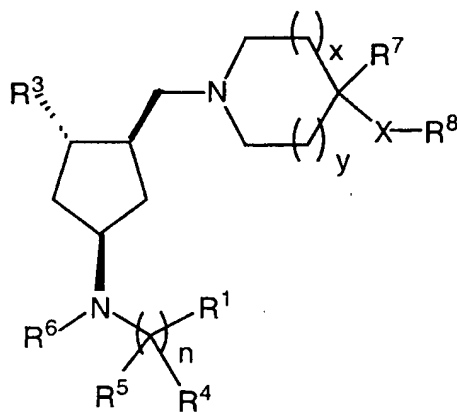


The relative configurations of the most preferred compounds of this invention wherein R^6 is hydrogen or methyl with respect to the configuration of the nitrogen substituent on the cyclopentane ring is cis to the orientation of R^3 and with the (R)-stereochemistry of the nitrogen side chain of the orientation as depicted:

10



The relative configurations of the even more preferred compounds of this invention wherein R⁶ is other than hydrogen or methyl with respect to the configuration of the nitrogen substituent on the cyclopentane ring is 1,3-cis of the orientation as depicted:



The independent syntheses of these diastereomers or their chromatographic separations may be achieved as known in the art by appropriate modification of the methodology disclosed herein. Their absolute stereochemistry may be determined by the x-ray crystallography of crystalline products or crystalline intermediates which are derivatized, if necessary, with a reagent containing an asymmetric center of known absolute configuration.

As appreciated by those of skill in the art, halo or halogen as used herein are intended to include chloro, fluoro, bromo and iodo. Similarly, C₁₋₈, as in C₁₋₈ alkyl is defined to identify the group as having 1, 2, 3, 4, 5, 6, 7 or 8 carbons in a

linear or branched arrangement, such that C₁₋₈ alkyl specifically includes methyl, ethyl, propyl, butyl, pentyl, hexyl, heptyl and octyl. Likewise, C₀, as in C₀ alkyl is defined to identify the presence of a direct covalent bond.

The term "heterocycle" (which may alternatively be referred to as "heterocyclic") refers to a 4- to 8-membered monocyclic ring, a 7- to 11-membered bicyclic system, or a 10 to 15-membered tricyclic ring system, any ring of which is saturated or unsaturated (partially or totally), and which consists of carbon atoms and one or more heteroatoms (e.g., from 1 to 4 heteroatoms) selected from N, O and S, and wherein the nitrogen and sulfur heteroatoms may optionally be oxidized, the nitrogen heteroatom may optionally be quaternized, and a ring carbon may optionally be oxidized (i.e., is substituted with oxo). The heterocyclic ring may be attached at any heteroatom or carbon atom, provided that attachment results in the creation of a stable structure. A preferred heterocycle is a 4- to 8-membered monocyclic ring or a 7- to 11-membered bicyclic system, as defined and described above.

The term "heterocycle" as used herein is intended to include the following groups: benzoimidazolyl, benzofuranyl, benzofurazanyl, benzopyrazolyl, benzotriazolyl, benzothiophenyl, benzoxazolyl, carbazolyl, carbolinyl, cinnolinyl, furanyl, imidazolyl, indolinyl, indolyl, indolaziny, indazolyl, isobenzofuranyl, isoindolyl, isoquinolyl, isothiazolyl, isoxazolyl, naphthpyridinyl, oxadiazolyl, oxazolyl, oxetanyl, pyranyl, pyrazinyl, pyrazolyl, pyridazinyl, pyridopyridinyl, pyridazinyl, pyridyl, pyrimidyl, pyrrolyl, quinazoliny, quinolyl, quinoxaliny, tetrahydropyranyl, tetrazolyl, tetrazolopyridyl, thiadiazolyl, thiazolyl, thienyl, triazolyl, azetidiny, 1,4-dioxanyl, hexahydroazepiny, piperazinyl, piperidinyl, pyrrolidinyl, morpholinyl, thiomorpholinyl, dihydrobenzoimidazolyl, dihydrobenzofuranyl, dihydrobenzothiophenyl, dihydrobenzoxazolyl, dihydrofuranyl, dihydroimidazolyl, dihydroindolyl, dihydroisooxazolyl, dihydroisothiazolyl, dihydrooxadiazolyl, dihydrooxazolyl, dihydropyrazinyl, dihydropyrazolyl, dihydropyridinyl, dihydropyrimidinyl, dihydropyrrolyl, dihydroquinolinyl, dihydrotetrazolyl, dihydrothiadiazolyl, dihydrothiazolyl, dihydrothienyl, dihydrotriazolyl, dihydroazetidiny, methylenedioxybenzoyl, tetrahydrofuranyl, and tetrahydrothienyl, and N-oxides thereof.

The term "heterocycle" as used herein is also intended to include, but is not limited to, the following groups: methylenedioxyphenyl, imidazopyridyl, imidazopyrimidinyl, imidazopyridazinyl, imidazopyrazinyl, imidazotriazinyl,

imidazothiopehyl, pyrazolopyridyl, pyrazolopyrimidinyl, pyrazolopyridazinyl,
pyrazolopyrazinyl, pyrazolotriazinyl, pyrazolothiophenyl, triazolopyridyl,
triazolopyrimidinyl, triazolopyridazinyl, triazolopyrazinyl, triazolothiophenyl,
tetrahydroimidazopyridinyl, tetrahydropyrazolopyridinyl, tetrahydrotriazopyridinyl,
5 tetrahydrotriazolopyridazinyl, and tetrahydroindazolyl.

The term "heterocycle" as used herein is also intended to include, but is
not limited to, the following groups: tetrahydroimidazopyrimidyl,
tetrahydroimidazopyrazinyl, tetrahydroimidazopyridazinyl,
tetrahydrotriazolopyrimidyl, tetrahydrotriazolopyrazinyl, tetrahydropyrazolopyrimidyl,
10 tetrahydropyrazolopyrazinyl, imidazothiazolyl, and imidazothiadiazolyl.

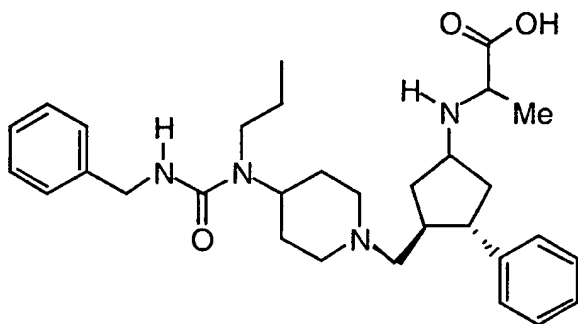
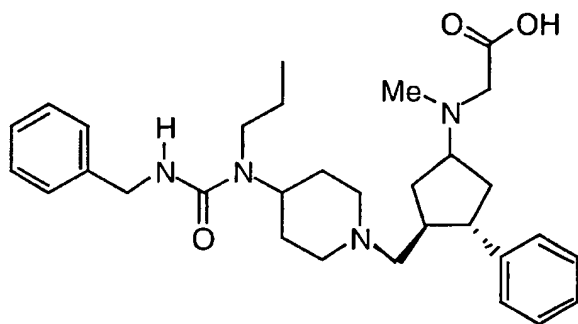
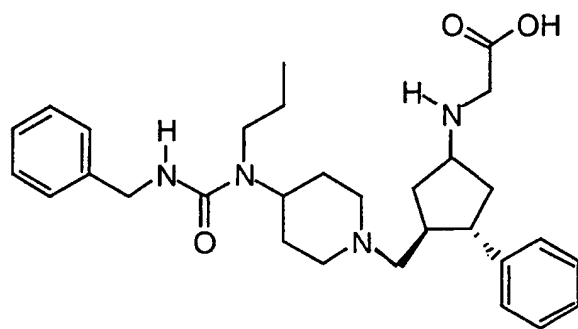
The term "heterocycle" as used herein is also intended to include, but is
not limited to, oxopyridinyl (e.g., 2-oxopyridinyl), oxopiperidinyl, and oxopyrazolyl.

The terms "thiophenyl" and "thienyl" have the same meaning herein
and are used interchangeably. Similarly, the following pairs of terms are used
15 interchangeably: "indazolyl" and "benzopyrazolyl"; "pyridinyl" and "pyridyl".

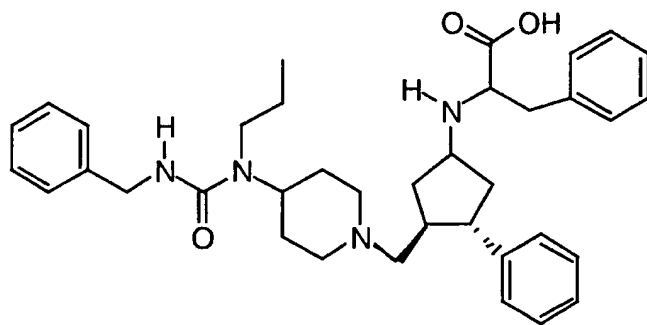
In the expression "... which is unsubstituted or substituted with ...",
"which" is intended to refer back to all preceding chemical groups in the particular
definition in which the expression appears, unless a contrary meaning is expressed or
is implied by the context. Furthermore, the term "substituted" in the expression
20 includes mono- and poly-substitution by a named substituent to the extent such single
and multiple substitution is chemically allowed in any of the named chemical groups.
Thus, for example, the expression "is independently selected from: hydrogen, C₁₋₆
alkyl, C₅₋₆ cycloalkyl, benzyl or phenyl, which is unsubstituted or substituted with 1-
3 substituents ...", encompasses hydrogen, C₁₋₆ alkyl, C₅₋₆ cycloalkyl, benzyl,
25 phenyl, mono- and di- and tri-substituted C₁₋₆ alkyl, mono- and di- and tri-substituted
C₅₋₆ cycloalkyl, mono- and di- and tri-substituted benzyl and mono- and di- and tri-
substituted phenyl.

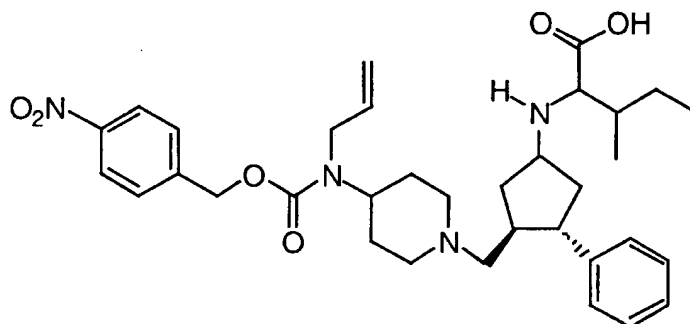
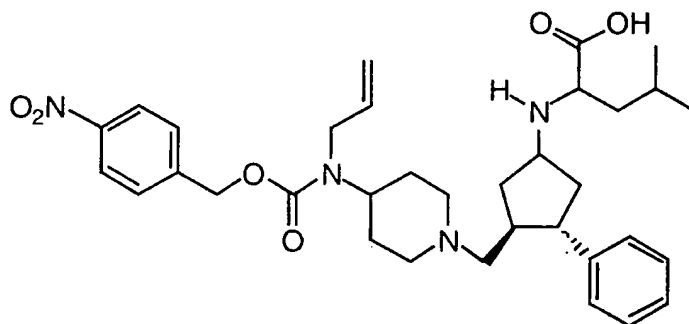
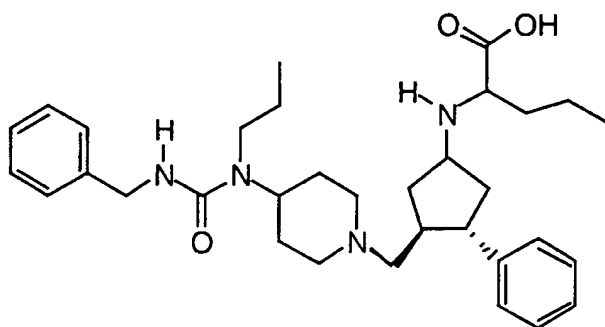
Exemplifying the invention is the use of the compounds disclosed in
the Examples and herein.

30 Specific compounds within the present invention include a compound
which is selected from the group consisting of:

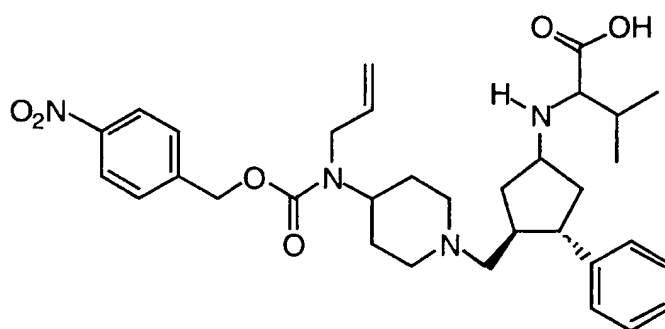


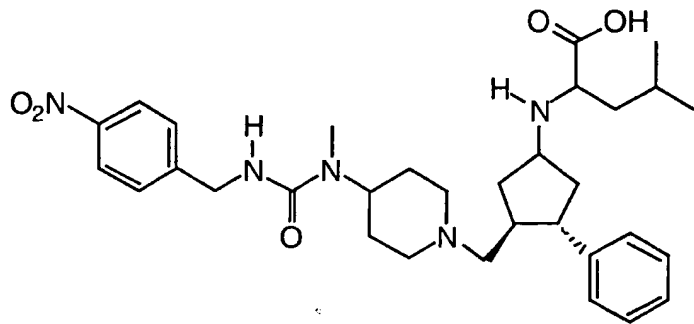
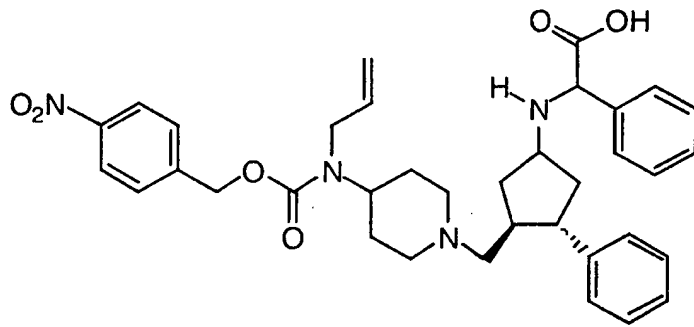
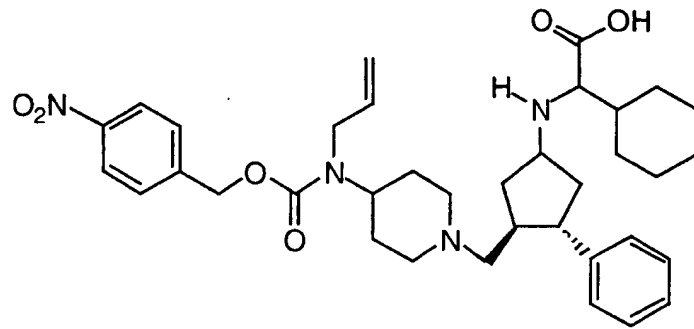
5



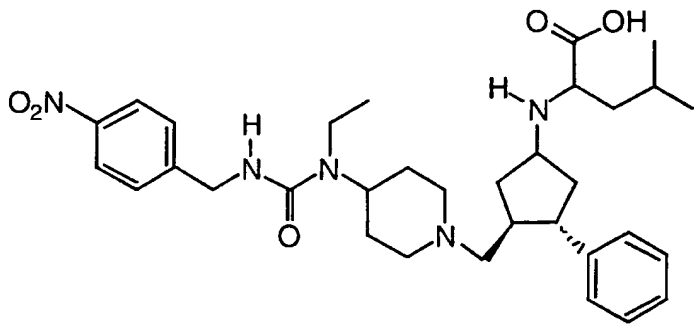


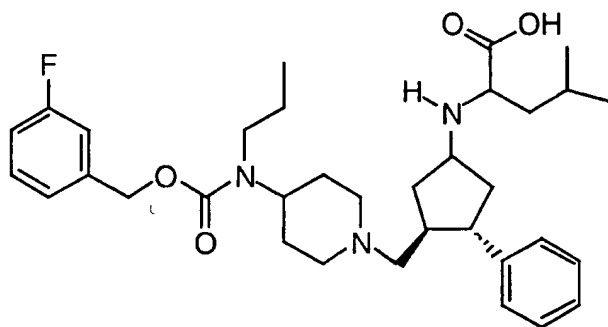
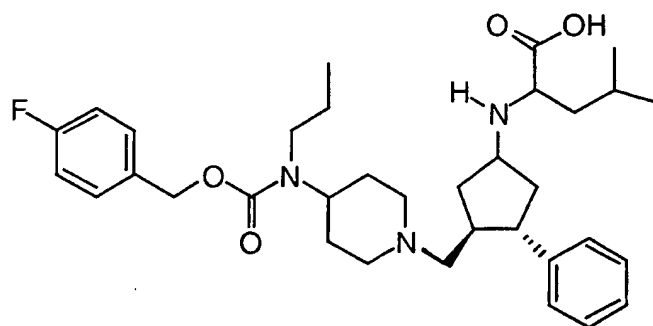
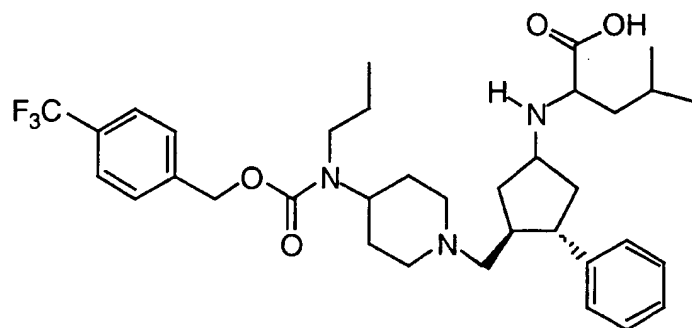
5



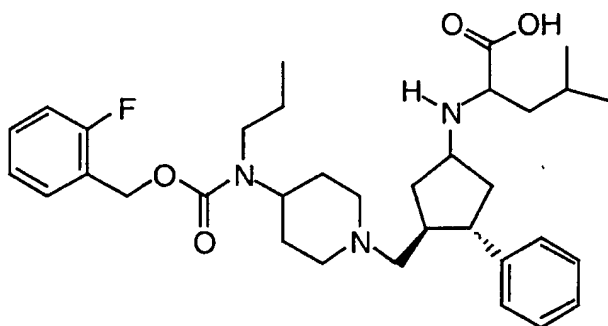


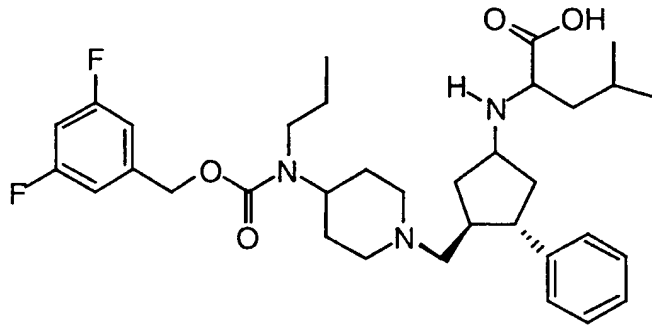
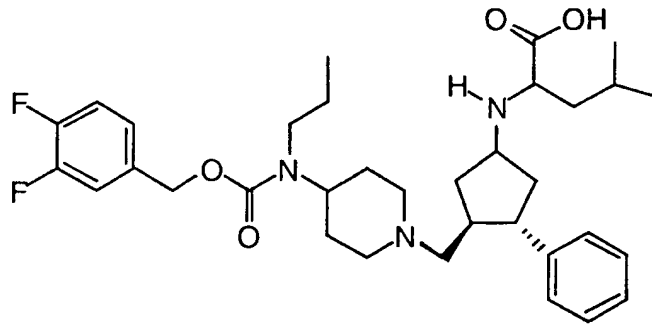
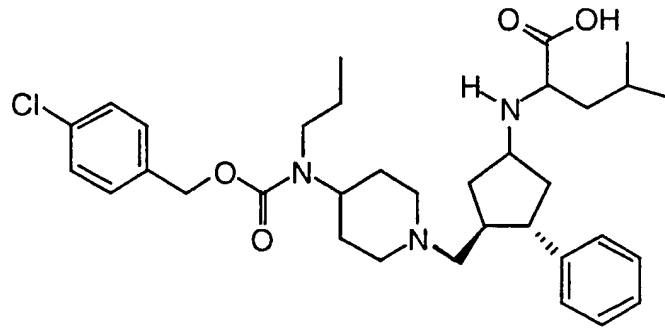
5



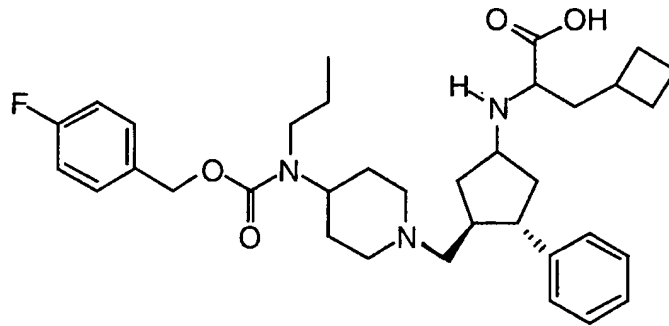


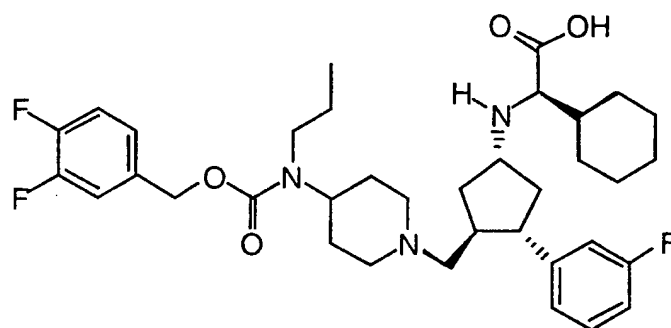
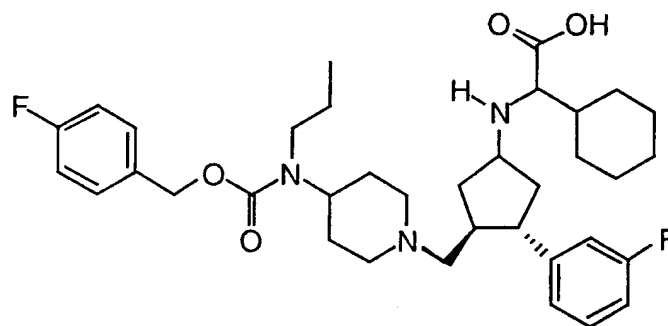
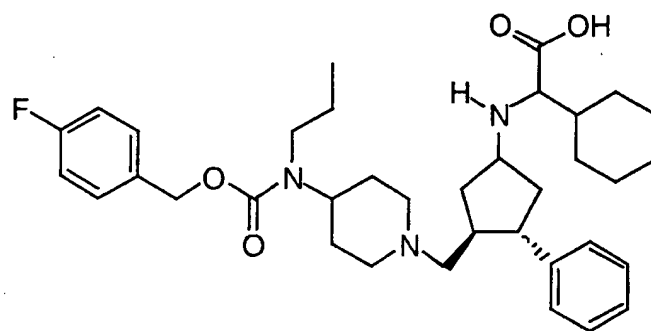
5



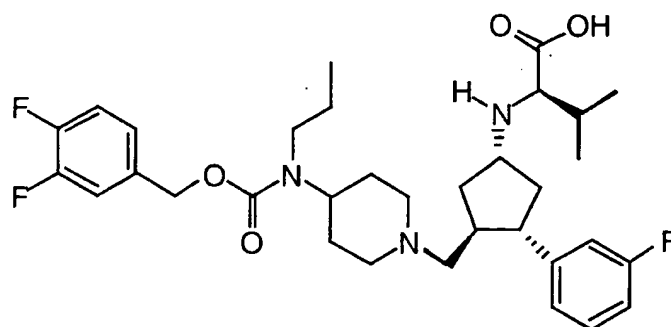


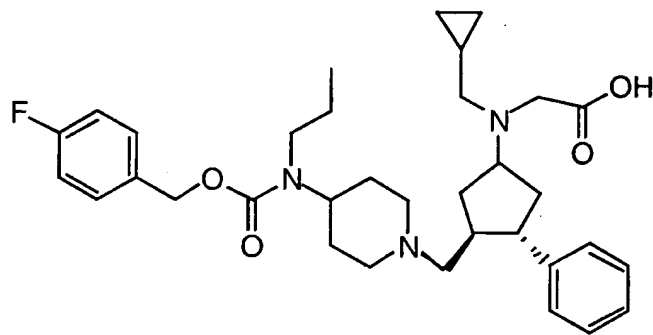
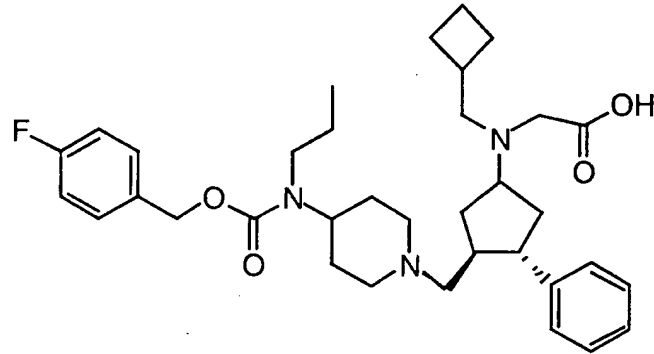
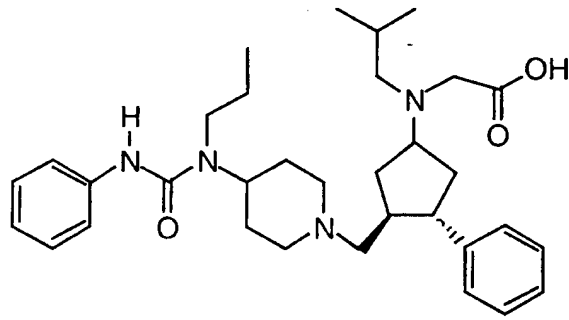
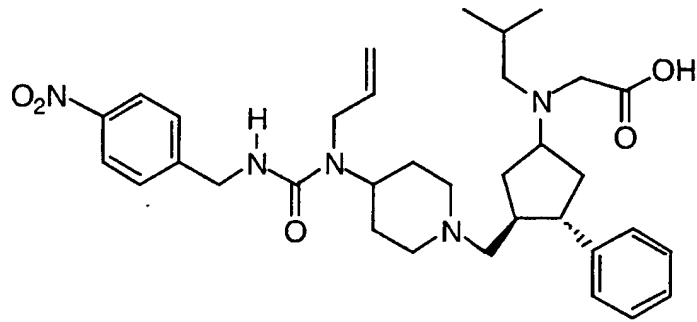
5

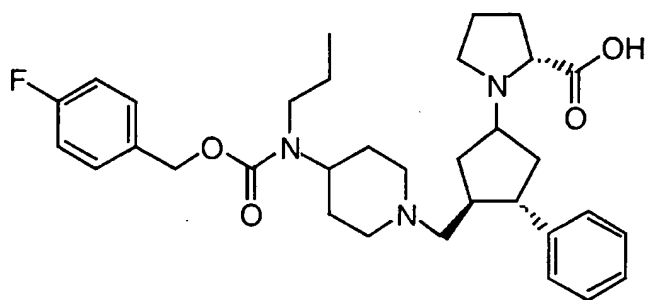
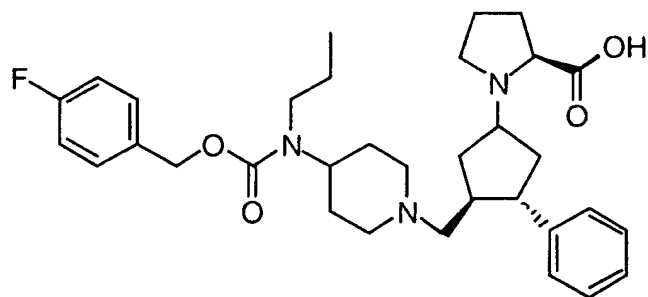
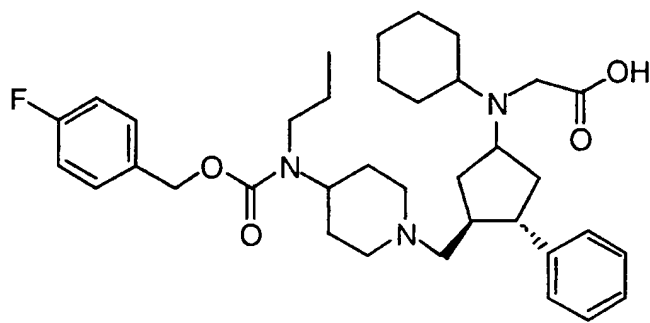




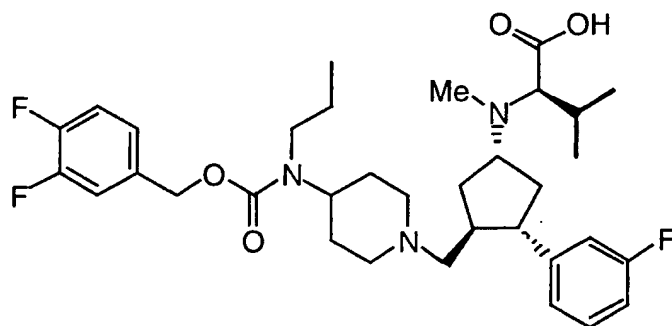
5

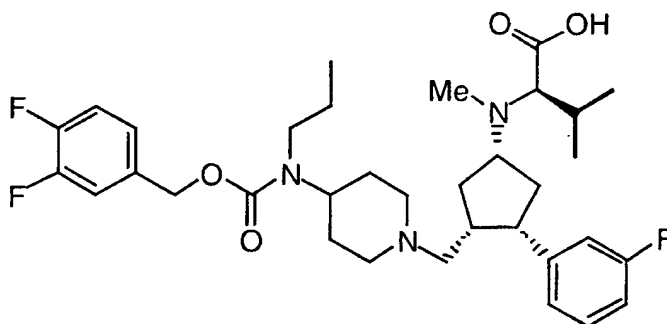
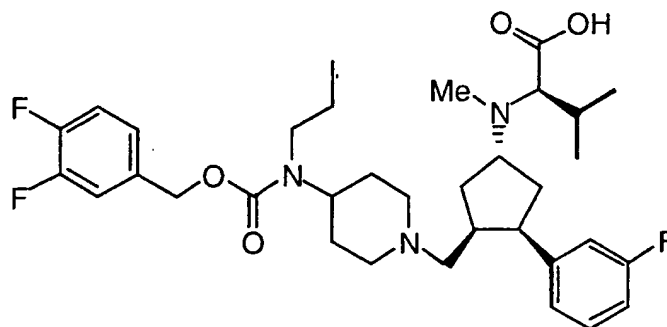






5





5 and pharmaceutically acceptable salts thereof and individual diastereomers thereof.

The subject compounds are useful in a method of modulating chemokine receptor activity in a patient in need of such modulation comprising the administration of an effective amount of the compound.

10 The present invention is directed to the use of the foregoing compounds as modulators of chemokine receptor activity. In particular, these compounds are useful as modulators of the chemokine receptors, including CCR-5 and/or CCR-3.

15 The utility of the compounds in accordance with the present invention as modulators of chemokine receptor activity may be demonstrated by methodology known in the art, such as the assay for chemokine binding as disclosed by Van Riper, et al., *J. Exp. Med.*, 177, 851-856 (1993) which may be readily adapted for measurement of CCR-5 binding, and the assay for CCR-3 binding as disclosed by Daugherty, et al., *J. Exp. Med.*, 183, 2349-2354 (1996). Cell lines for expressing the receptor of interest include those naturally expressing the receptor, such as EOL-3 or
 20 THP-1, or a cell engineered to express a recombinant receptor, such as CHO, RBL-2H3, HEK-293. For example, a CCR3 transfected AML14.3D10 cell line has been

placed on restricted deposit with American Type Culture Collection in Rockville, Maryland as ATCC No. CRL-12079, on April 5, 1996. The utility of the compounds in accordance with the present invention as inhibitors of the spread of HIV infection in cells may be demonstrated by methodology known in the art, such as the HIV
5 quantitation assay disclosed by Nunberg, et al., *J. Virology*, 65 (9), 4887-4892 (1991).

In particular, the compounds of the following examples had activity in binding to the CCR-5 or the CCR-3 receptor in the aforementioned assays, generally with an IC₅₀ of less than about 1 μM. Such a result is indicative of the intrinsic activity of the compounds in use as modulators of chemokine receptor activity.

10 Mammalian chemokine receptors provide a target for interfering with or promoting eosinophil and/or lymphocyte function in a mammal, such as a human. Compounds which inhibit or promote chemokine receptor function, are particularly useful for modulating eosinophil and/or lymphocyte function for therapeutic purposes. Accordingly, the present invention is directed to compounds which are useful in the
15 prevention and/or treatment of a wide variety of inflammatory and immunoregulatory disorders and diseases, allergic diseases, atopic conditions including allergic rhinitis, dermatitis, conjunctivitis, and asthma, as well as autoimmune pathologies such as rheumatoid arthritis and atherosclerosis.

For example, an instant compound which inhibits one or more
20 functions of a mammalian chemokine receptor (e.g., a human chemokine receptor) may be administered to inhibit (i.e., reduce or prevent) inflammation. As a result, one or more inflammatory processes, such as leukocyte emigration, chemotaxis, exocytosis (e.g., of enzymes, histamine) or inflammatory mediator release, is inhibited. For example, eosinophilic infiltration to inflammatory sites (e.g., in
25 asthma) can be inhibited according to the present method.

Similarly, an instant compound which promotes one or more functions of a mammalian chemokine receptor (e.g., a human chemokine) is administered to stimulate (induce or enhance) an inflammatory response, such as leukocyte emigration, chemotaxis, exocytosis (e.g., of enzymes, histamine) or inflammatory
30 mediator release, resulting in the beneficial stimulation of inflammatory processes. For example, eosinophils can be recruited to combat parasitic infections.

In addition to primates, such as humans, a variety of other mammals can be treated according to the method of the present invention. For instance, mammals including, but not limited to, cows, sheep, goats, horses, dogs, cats, guinea
35 pigs, rats or other bovine, ovine, equine, canine, feline, rodent or murine species can

be treated. However, the method can also be practiced in other species, such as avian species (e.g., chickens).

Diseases and conditions associated with inflammation and infection can be treated using the method of the present invention. In a preferred embodiment, the disease or condition is one in which the actions of eosinophils and/or lymphocytes are to be inhibited or promoted, in order to modulate the inflammatory response.

Diseases or conditions of humans or other species which can be treated with inhibitors of chemokine receptor function, include, but are not limited to: inflammatory or allergic diseases and conditions, including respiratory allergic diseases such as asthma, particularly bronchial asthma, allergic rhinitis, hypersensitivity lung diseases, hypersensitivity pneumonitis, eosinophilic pneumonias (e.g., Loeffler's syndrome, chronic eosinophilic pneumonia), delayed-type hypersensitivity, interstitial lung diseases (ILD) (e.g., idiopathic pulmonary fibrosis, or ILD associated with rheumatoid arthritis, systemic lupus erythematosus, ankylosing spondylitis, systemic sclerosis, Sjogren's syndrome, polymyositis or dermatomyositis); systemic anaphylaxis or hypersensitivity responses, drug allergies (e.g., to penicillin, cephalosporins), insect sting allergies; autoimmune diseases, such as rheumatoid arthritis, psoriatic arthritis, multiple sclerosis, systemic lupus erythematosus, myasthenia gravis, juvenile onset diabetes; glomerulonephritis, autoimmune thyroiditis, Behcet's disease; graft rejection (e.g., in transplantation), including allograft rejection or graft-versus-host disease; inflammatory bowel diseases, such as Crohn's disease and ulcerative colitis; spondyloarthropathies; scleroderma; psoriasis (including T-cell mediated psoriasis) and inflammatory dermatoses such as dermatitis, eczema, atopic dermatitis, allergic contact dermatitis, urticaria; vasculitis (e.g., necrotizing, cutaneous, and hypersensitivity vasculitis); eosinophilic myositis, eosinophilic fasciitis; cancers with leukocyte infiltration of the skin or organs. Other diseases or conditions in which undesirable inflammatory responses are to be inhibited can be treated, including, but not limited to, reperfusion injury, atherosclerosis, certain hematologic malignancies, cytokine-induced toxicity (e.g., septic shock, endotoxic shock), polymyositis, dermatomyositis.

Diseases or conditions of humans or other species which can be treated with promoters of chemokine receptor function, include, but are not limited to: immunosuppression, such as that in individuals with immunodeficiency syndromes such as AIDS, individuals undergoing radiation therapy, chemotherapy, therapy for autoimmune disease or other drug therapy (e.g., corticosteroid therapy), which causes

immunosuppression; immunosuppression due congenital deficiency in receptor function or other causes; and infectious diseases, such as parasitic diseases, including, but not limited to helminth infections, such as nematodes (round worms); (Trichuriasis, Enterobiasis, Ascariasis, Hookworm, Strongyloidiasis, Trichinosis, 5 filariasis); trematodes (flukes) (Schistosomiasis, Clonorchiasis), cestodes (tape worms) (Echinococcosis, Taeniasis saginata, Cysticercosis); visceral worms, visceral larva migrans (e.g., Toxocara), eosinophilic gastroenteritis (e.g., Anisaki spp., *Phocanema spp.*), cutaneous larva migrans (*Ancylostoma braziliense*, *Ancylostoma caninum*).

10 The compounds of the present invention are accordingly useful in the prevention and treatment of a wide variety of inflammatory and immunoregulatory disorders and diseases, allergic conditions, atopic conditions, as well as autoimmune pathologies.

In another aspect, the instant invention may be used to evaluate 15 putative specific agonists or antagonists of chemokine receptors, including CCR-5 and/or CCR-3. Accordingly, the present invention is directed to the use of these compounds in the preparation and execution of screening assays for compounds which modulate the activity of chemokine receptors. For example, the compounds of this invention are useful for isolating receptor mutants, which are excellent screening 20 tools for more potent compounds. Furthermore, the compounds of this invention are useful in establishing or determining the binding site of other compounds to chemokine receptors, e.g., by competitive inhibition. The compounds of the instant invention are also useful for the evaluation of putative specific modulators of the chemokine receptors, including CCR-5 and/or CCR-3. As appreciated in the art, 25 thorough evaluation of specific agonists and antagonists of the above chemokine receptors has been hampered by the lack of availability of non-peptidyl (metabolically resistant) compounds with high binding affinity for these receptors. Thus the compounds of this invention are commercial products to be sold for these purposes.

The present invention is further directed to a method for the 30 manufacture of a medicament for modulating chemokine receptor activity in humans and animals comprising combining a compound of the present invention with a pharmaceutical carrier or diluent.

The present invention is further directed to the use of these compounds 35 in the prevention or treatment of infection by a retrovirus, in particular, the human immunodeficiency virus (HIV) and the treatment of, and delaying of the onset of

consequent pathological conditions such as AIDS. Treating AIDS or preventing or treating infection by HIV is defined as including, but not limited to, treating a wide range of states of HIV infection: AIDS, ARC (AIDS related complex), both symptomatic and asymptomatic, and actual or potential exposure to HIV. For
5 example, the compounds of this invention are useful in treating infection by HIV after suspected past exposure to HIV by, e.g., blood transfusion, organ transplant, exchange of body fluids, bites, accidental needle stick, or exposure to patient blood during surgery.

In a preferred aspect of the present invention, a subject compound may
10 be used in a method of inhibiting the binding of a chemokine to a chemokine receptor, such as CCR-5 or CCR-3, of a target cell, which comprises contacting the target cell with an amount of the compound which is effective at inhibiting the binding of the chemokine to the chemokine receptor.

The subject treated in the methods above is a mammal, preferably a
15 human being, male or female, in whom modulation of chemokine receptor activity is desired. "Modulation" as used herein is intended to encompass antagonism, agonism, partial antagonism, inverse agonism and/or partial agonism. In a preferred aspect of the present invention, modulation refers to antagonism of chemokine receptor activity. The term "therapeutically effective amount" means the amount of the subject
20 compound that will elicit the biological or medical response of a tissue, system, animal or human that is being sought by the researcher, veterinarian, medical doctor or other clinician.

The term "composition" as used herein is intended to encompass a
25 product comprising the specified ingredients in the specified amounts, as well as any product which results, directly or indirectly, from combination of the specified ingredients in the specified amounts. By "pharmaceutically acceptable" it is meant the carrier, diluent or excipient must be compatible with the other ingredients of the formulation and not deleterious to the recipient thereof.

The terms "administration of" and or "administering a" compound
30 should be understood to mean providing a compound of the invention to the individual in need of treatment.

Combined therapy to modulate chemokine receptor activity and
thereby prevent and treat inflammatory and immunoregulatory disorders and diseases, including asthma and allergic diseases, as well as autoimmune pathologies such as
35 rheumatoid arthritis and atherosclerosis, and those pathologies noted above is

illustrated by the combination of the compounds of this invention and other compounds which are known for such utilities.

For example, in the treatment or prevention of inflammation, the present compounds may be used in conjunction with an antiinflammatory or analgesic agent such as an opiate agonist, a lipoxxygenase inhibitor, such as an inhibitor of 5-lipoxxygenase, a cyclooxygenase inhibitor, such as a cyclooxygenase-2 inhibitor, an interleukin inhibitor, such as an interleukin-1 inhibitor, an NMDA antagonist, an inhibitor of nitric oxide or an inhibitor of the synthesis of nitric oxide, a non-steroidal antiinflammatory agent, or a cytokine-suppressing antiinflammatory agent, for example with a compound such as acetaminophen, aspirin, codeine, fentanyl, ibuprofen, indomethacin, ketorolac, morphine, naproxen, phenacetin, piroxicam, a steroidal analgesic, sufentanyl, sunlindac, tenidap, and the like. Similarly, the instant compounds may be administered with a pain reliever; a potentiator such as caffeine, an H₂-antagonist, simethicone, aluminum or magnesium hydroxide; a decongestant such as phenylephrine, phenylpropanolamine, pseudophedrine, oxymetazoline, ephinephrine, naphazoline, xylometazoline, propylhexedrine, or levo-desoxyephedrine; an antiitussive such as codeine, hydrocodone, caramiphen, carbetapentane, or dextramethorphan; a diuretic; and a sedating or non-sedating antihistamine. Likewise, compounds of the present invention may be used in combination with other drugs that are used in the treatment/prevention/suppression or amelioration of the diseases or conditions for which compounds of the present invention are useful. Such other drugs may be administered, by a route and in an amount commonly used therefor, contemporaneously or sequentially with a compound of the present invention. When a compound of the present invention is used contemporaneously with one or more other drugs, a pharmaceutical composition containing such other drugs in addition to the compound of the present invention is preferred. Accordingly, the pharmaceutical compositions of the present invention include those that also contain one or more other active ingredients, in addition to a compound of the present invention. Examples of other active ingredients that may be combined with a compound of the present invention, either administered separately or in the same pharmaceutical compositions, include, but are not limited to: (a) VLA-4 antagonists such as those described in US 5,510,332, WO95/15973, WO96/01644, WO96/06108, WO96/20216, WO96/22966, WO96/31206, WO96/40781, WO97/03094, WO97/02289, WO 98/42656, WO98/53814, WO98/53817, WO98/53818, WO98/54207, and WO98/58902; (b) steroids such as beclomethasone,

methylprednisolone, betamethasone, prednisone, dexamethasone, and hydrocortisone; (c) immunosuppressants such as cyclosporin, tacrolimus, rapamycin and other FK-506 type immunosuppressants; (d) antihistamines (H1-histamine antagonists) such as bromopheniramine, chlorpheniramine, dexchlorpheniramine, triprolidine, clemastine, 5 diphenhydramine, diphenylpyraline, tripeleminamine, hydroxyzine, methdilazine, promethazine, trimeprazine, azatadine, cyproheptadine, antazoline, pheniramine pyrilamine, astemizole, terfenadine, loratadine, cetirizine, fexofenadine, descarboethoxyloratadine, and the like; (e) non-steroidal anti-asthmatics such as β 2-agonists (terbutaline, metaproterenol, fenoterol, isoetharine, albuterol, bitolterol, and 10 pirbuterol), theophylline, cromolyn sodium, atropine, ipratropium bromide, leukotriene antagonists (zafirlukast, montelukast, pranlukast, iralukast, pobilukast, SKB-106,203), leukotriene biosynthesis inhibitors (zileuton, BAY-1005); (f) non-steroidal antiinflammatory agents (NSAIDs) such as propionic acid derivatives (alminoprofen, benoxaprofen, bucloxic acid, carprofen, fenbufen, fenoprofen, 15 fluprofen, flurbiprofen, ibuprofen, indoprofen, ketoprofen, miroprofen, naproxen, oxaprozin, piroprofen, pranoprofen, suprofen, tiaprofenic acid, and tioxaprofen), acetic acid derivatives (indomethacin, acemetacin, alclofenac, clidanac, diclofenac, fenclofenac, fenclozic acid, fentiazac, furofenac, ibufenac, isoxepac, oxpinac, sulindac, tiopinac, tolmetin, zidometacin, and zomepirac), fenamic acid derivatives 20 (flufenamic acid, meclofenamic acid, mefenamic acid, niflumic acid and tolfenamic acid), biphenylcarboxylic acid derivatives (diflunisal and flufenisal), oxicams (isoxicam, piroxicam, sudoxicam and tenoxican), salicylates (acetyl salicylic acid, sulfasalazine) and the pyrazolones (apazone, bezpiperylon, feprazone, mofebutazone, oxyphenbutazone, phenylbutazone); (g) cyclooxygenase-2 (COX-2) inhibitors; (h) 25 inhibitors of phosphodiesterase type IV (PDE-IV); (i) other antagonists of the chemokine receptors, especially CXCR-4, CCR-1, CCR-2, CCR-3 and CCR-5; (j) cholesterol lowering agents such as HMG-CoA reductase inhibitors (lovastatin, simvastatin and pravastatin, fluvastatin, atorvastatin, and other statins), sequestrants (cholestyramine and colestipol), nicotinic acid, fenofibric acid derivatives 30 (gemfibrozil, clofibrat, fenofibrate and benzafibrate), and probucol; (k) anti-diabetic agents such as insulin, sulfonylureas, biguanides (metformin), α -glucosidase inhibitors (acarbose) and glitazones (troglitazone and pioglitazone); (l) preparations of interferon beta (interferon beta-1 α , interferon beta-1 β); (m) other compounds such as 5-aminosalicylic acid and prodrugs thereof, antimetabolites such as azathioprine and 35 6-mercaptopurine, and cytotoxic cancer chemotherapeutic agents. The weight ratio of

the compound of the compound of the present invention to the second active ingredient may be varied and will depend upon the effective dose of each ingredient. Generally, an effective dose of each will be used. Thus, for example, when a compound of the present invention is combined with an NSAID the weight ratio of the compound of the present invention to the NSAID will generally range from about 1000:1 to about 1:1000, preferably about 200:1 to about 1:200. Combinations of a compound of the present invention and other active ingredients will generally also be within the aforementioned range, but in each case, an effective dose of each active ingredient should be used.

The present invention is further directed to combinations of the present compounds with one or more agents useful in the prevention or treatment of AIDS. For example, the compounds of this invention may be effectively administered, whether at periods of pre-exposure and/or post-exposure, in combination with effective amounts of the AIDS antivirals, immunomodulators, anti-infectives, or vaccines known to those of ordinary skill in the art.

ANTIVIRALS

<u>Drug Name</u>	<u>Manufacturer</u>	<u>Indication</u>
097	Hoechst/Bayer	HIV infection, AIDS, ARC (non-nucleoside reverse transcriptase inhibitor)
141 W94	Glaxo Wellcome	HIV infection, AIDS, ARC (protease inhibitor)
1592U89	Glaxo Wellcome	HIV infection, AIDS, ARC
Acemannan	Carrington Labs (Irving, TX)	ARC

Acyclovir	Burroughs Wellcome	HIV infection, AIDS, ARC, in combination with AZT
AD-439	Tanox Biosystems	HIV infection, AIDS, ARC
AD-519	Tanox Biosystems	HIV infection, AIDS, ARC
Adefovir dipivoxil AL-721	Gilead Sciences Ethigen (Los Angeles, CA)	HIV infection ARC, PGL HIV positive, AIDS
Alpha Interferon	Glaxo Wellcome	Kaposi's sarcoma, HIV in combination w/Retrovir
Ansamycin LM 427	Adria Laboratories (Dublin, OH) Erbamont (Stamford, CT)	ARC
Antibody which neutralizes pH labile alpha aberrant Interferon AR177	Advanced Biotherapy Concepts (Rockville, MD)	AIDS, ARC
beta-fluoro-ddA (-) 6-Chloro-4(S)- cyclopropylethynyl- 4(S)-trifluoro-methyl- 1,4-dihydro-2H-3,1- benzoxazin-2-one CI-1012	Nat'l Cancer Institute Merck	HIV infection, AIDS, ARC AIDS-associated diseases HIV infection, AIDS, ARC (non-nucleoside reverse transcriptase inhibitor)
Cidofovir	Warner-Lambert Gilead Science	HIV-1 infection CMV retinitis, herpes, papillomavirus
Curdlan sulfate	AJI Pharma USA	HIV infection

Cytomegalovirus immune globin	MedImmune	CMV retinitis
Cytovene Ganciclovir	Syntex	sight threatening CMV peripheral CMV retinitis
Delaviridine	Pharmacia-Upjohn	HIV infection, AIDS, ARC (protease inhibitor)
Dextran Sulfate	Ueno Fine Chem. Ind. Ltd. (Osaka, Japan)	AIDS, ARC, HIV positive asymptomatic
ddC Dideoxycytidine	Hoffman-La Roche	HIV infection, AIDS, ARC
ddI Dideoxyinosine	Bristol-Myers Squibb	HIV infection, AIDS, ARC; combination with AZT/d4T
DMP-450	AVID (Camden, NJ)	HIV infection, AIDS, ARC (protease inhibitor)
EL10	Elan Corp, PLC (Gainesville, GA)	HIV infection
Efavirenz (DMP 266) (-) 6-Chloro-4(S)- cyclopropylethynyl- 4(S)-trifluoro-methyl- 1,4-dihydro-2H-3,1- benzoxazin-2-one,	DuPont (SUSTIVA®), Merck (STOCRIN®)	HIV infection, AIDS, ARC (non-nucleoside RT inhibitor)
Famciclovir	Smith Kline	herpes zoster, herpes simplex
FTC	Emory University	HIV infection, AIDS, ARC (reverse transcriptase inhibitor)

GS 840	Gilead	HIV infection, AIDS, ARC (reverse transcriptase inhibitor)
GW 141	Glaxo Welcome	HIV infection, AIDS, ARC (protease inhibitor)
GW 1592	Glaxo Welcome	HIV infection, AIDS, ARC (reverse transcriptase inhibitor)
HBY097	Hoechst Marion Roussel	HIV infection, AIDS, ARC (non-nucleoside reverse transcriptase inhibitor)
Hypericin	VIMRx Pharm.	HIV infection, AIDS, ARC
Recombinant Human Interferon Beta	Triton Biosciences (Alameda, CA)	AIDS, Kaposi's sarcoma, ARC
Interferon alfa-n3	Interferon Sciences	ARC, AIDS
Indinavir	Merck	HIV infection, AIDS, ARC, asymptomatic HIV positive, also in combination with AZT/ddI/ddC
Compound A	Merck	HIV infection, AIDS, ARC, asymptomatic HIV positive
ISIS 2922	ISIS Pharmaceuticals	CMV retinitis
KNI-272	Nat'l Cancer Institute	HIV-assoc. diseases

Lamivudine, 3TC	Glaxo Wellcome	HIV infection, AIDS, ARC (reverse transcriptase inhibitor); also with AZT
Lobucavir Nelfinavir	Bristol-Myers Squibb Agouron Pharmaceuticals	CMV infection HIV infection, AIDS, ARC (protease inhibitor)
Nevirapine	Boeheringer Ingleheim	HIV infection, AIDS, ARC (protease inhibitor)
Novapren	Novaferon Labs, Inc. (Akron, OH)	HIV inhibitor
Peptide T Octapeptide Sequence	Peninsula Labs (Belmont, CA)	AIDS
Trisodium Phosphonoformate	Astra Pharm. Products, Inc	CMV retinitis, HIV infection, other CMV infections
PNU-140690	Pharmacia Upjohn	HIV infection, AIDS, ARC (protease inhibitor)
Probucol RBC-CD4	Vyrex Sheffield Med. Tech (Houston TX)	HIV infection, AIDS HIV infection, AIDS, ARC
Ritonavir	Abbott	HIV infection, AIDS, ARC (protease inhibitor)
Saquinavir	Hoffmann-LaRoche	HIV infection, AIDS, ARC (protease inhibitor)

Stavudine; d4T Didehydrodeoxy- thymidine T-20	Bristol-Myers Squibb Trimeris	HIV infection, AIDS, ARC HIV infection, AIDS, ARC
Valaciclovir	Glaxo Wellcome	genital HSV & CMV infections
Virazole Ribavirin Amprenivir VX-478 Zalcitabine	Viratek/ICN (Costa Mesa, CA) Vertex Hoffmann-La Roche	asymptomatic HIV positive, LAS, ARC HIV infection, AIDS, ARC HIV infection, AIDS, ARC, with AZT
Zidovudine; AZT	Glaxo Wellcome	HIV infection, AIDS, ARC, Kaposi's sarcoma, in combination with other therapies
ABT-378	Abbott	HIV infection, AIDS, ARC (protease inhibitor)
JE2147/AG1776	Agouron	HIV infection, AIDS, ARC (protease inhibitor)
T-20 T-1249 BMS 232632	Trimeris Bristol-Myers-Squibb	HIV infection, AIDS, ARC (fusion inhibitor) HIV infection, AIDS, ARC (protease inhibitor)

IMMUNO-MODULATORS

<u>Drug Name</u>	<u>Manufacturer</u>	<u>Indication</u>
AS-101	Wyeth-Ayerst	AIDS
Bropirimine	Pharmacia Upjohn	advanced AIDS
Acemannan	Carrington Labs, Inc. (Irving, TX)	AIDS, ARC

CL246,738	American Cyanamid Lederle Labs	AIDS, Kaposi's sarcoma
EL10	Elan Corp, PLC (Gainesville, GA)	HIV infection
Gamma Interferon	Genentech	ARC, in combination w/TNF (tumor necrosis factor)
Granulocyte Macrophage Colony Stimulating Factor	Genetics Institute Sandoz	AIDS
Granulocyte Macrophage Colony Stimulating Factor	Hoeschst-Roussel Immunex	AIDS
Granulocyte Macrophage Colony Stimulating Factor	Schering-Plough	AIDS, combination w/AZT
HIV Core Particle Immunostimulant	Rorer	seropositive HIV
IL-2	Cetus	AIDS, in combination w/AZT
Interleukin-2	Hoffman-La Roche	AIDS, ARC, HIV, in combination w/AZT
IL-2	Immunex	AIDS, increase in CD4 cell counts
Interleukin-2 (aldeslukin)	Chiron	
Immune Globulin Intravenous (human)	Cutter Biological (Berkeley, CA)	pediatric AIDS, in combination w/AZT
IMREG-1	Imreg (New Orleans, LA)	AIDS, Kaposi's sarcoma, ARC, PGL
IMREG-2	Imreg (New Orleans, LA)	AIDS, Kaposi's sarcoma, ARC, PGL

Imuthiol Diethyl Dithio Carbamate	Merieux Institute	AIDS, ARC
Alpha-2 Interferon	Schering Plough	Kaposi's sarcoma w/AZT, AIDS
Methionine- Enkephalin	TNI Pharmaceutical (Chicago, IL)	AIDS, ARC
MTP-PE	Ciba-Geigy Corp.	Kaposi's sarcoma
Muramyl-Tripeptide Granulocyte Colony Stimulating Factor	Amgen	AIDS, in combination w/AZT
Remune rCD4 Recombinant Soluble Human CD4 rCD4-IgG hybrids	Immune Response Corp. Genentech	immunotherapeutic AIDS, ARC
Recombinant Soluble Human CD4 Interferon Alfa 2a	Biogen Hoffman-La Roche	AIDS, ARC Kaposi's sarcoma AIDS, ARC, in combination w/AZT
SK&F106528 Soluble T4	Smith Kline	HIV infection
Thymopentin	Immunobiology Research Institute	HIV infection
Tumor Necrosis Factor; TNF etanercept infiximab	Genentech Immune Corp (Enbrel®) Centocor (Remicade®)	ARC, in combination w/gamma Interferon rheumatoid arthritis rheumatoid arthritis and Crohn's disease

ANTI-INFECTIVES

<u>Drug Name</u>	<u>Manufacturer</u>	<u>Indication</u>
Clindamycin with Primaquine	Pharmacia Upjohn	PCP
Fluconazole	Pfizer	cryptococcal meningitis, candidiasis
Pastille	Squibb Corp.	prevention of oral candidiasis
Nystatin Pastille		
Ornidyl	Merrell Dow	PCP
Eflornithine		
Pentamidine Isethionate (IM & IV)	LyphoMed (Rosemont, IL)	PCP treatment
Trimethoprim		antibacterial
Trimethoprim/sulfa		antibacterial
Piritrexim	Burroughs Wellcome	PCP treatment
Pentamidine isethionate for inhalation	Fisons Corporation	PCP prophylaxis
Spiramycin	Rhone-Poulenc	cryptosporidial diarrhea
Intraconazole-R51211	Janssen Pharm.	histoplasmosis; cryptococcal meningitis
Trimetrexate	Warner-Lambert	PCP

OTHER

<u>Drug Name</u>	<u>Manufacturer</u>	<u>Indication</u>
Daunorubicin	NeXstar, Sequus	Karposi's sarcoma
Recombinant Human Erythropoietin	Ortho Pharm. Corp.	severe anemia assoc. with AZT therapy
Recombinant Human Growth Hormone	Serono	AIDS-related wasting, cachexia

Leukotriene B4 Receptor Antagonist	-	HIV infection
Megestrol Acetate	Bristol-Myers Squibb	treatment of anorexia assoc. w/AIDS
Soluble CD4 Protein and Derivatives	-	HIV infection
Testosterone	Alza, Smith Kline	AIDS-related wasting
Total Enteral Nutrition	Norwich Eaton Pharmaceuticals	diarrhea and malabsorption related to AIDS

It will be understood that the scope of combinations of the compounds of this invention with AIDS antivirals, immunomodulators, anti-infectives or vaccines is not limited to the list in the above Table, but includes in principle any combination with any pharmaceutical composition useful for the treatment of AIDS.

Preferred combinations are simultaneous or alternating treatments with a compound of the present invention and an inhibitor of HIV protease and/or a non-nucleoside inhibitor of HIV reverse transcriptase. An optional fourth component in the combination is a nucleoside inhibitor of HIV reverse transcriptase, such as AZT, 3TC, ddC or ddI. Preferred agents for combination therapy include: Zidovudine, Lamivudine, Stavudine, Efavirenz, Ritonavir, Nelfinavir, Abacavir, Indinavir, 141-W94 (4-amino-N-((2S,3S)-2-hydroxy-4-phenyl-3-(S)-tetrahydrofuran-3-ylloxycarbonylamino)-butyl)-N-isobutyl-benzenesulfonamide), N-(2(R)-hydroxy-1(S)-indanyl)-2(R)-phenylmethyl-4-(S)-hydroxy-5-(1-(4-(2-benzo[b]furanlylmethyl)-2(S)-N'(t-butylcarbox-amido)-piperazinyl))-pentaneamide, and Delavirdine. A preferred inhibitor of HIV protease is indinavir, which is the sulfate salt of N-(2(R)-hydroxy-1(S)-indanyl)-2(R)-phenylmethyl-4-(S)-hydroxy-5-(1-(4-(3-pyridyl-methyl)-2(S)-N'(t-butylcarbox-amido)-piperazinyl))-pentaneamide ethanolate, and is synthesized according to U.S. 5,413,999. Indinavir is generally administered at a dosage of 800 mg three times a day. Other preferred inhibitors of HIV protease include nelfinavir and ritonavir. Preferred non-nucleoside inhibitors of HIV reverse transcriptase include (-) 6-chloro-4(S)-cyclopropylethynyl-4(S)-trifluoromethyl-1,4-dihydro-2H-3,1-benzoxazin-2-one, which may be prepared by methods disclosed in EP 0,582,455. The preparation of ddC, ddI and AZT are also described in EPO 0,484,071. These

combinations may have unexpected effects on limiting the spread and degree of infection of HIV. Preferred combinations with the compounds of the present invention include the following: (1) Zidovudine and Lamivudine; (2) Stavudine and Lamivudine; (3) Efavirenz; (4) Ritoavir; (5) Nelfinavir; (6) Abacavir; (7) Indinavir; 5 (8) 141-W94; and (9) Delavirdine. Preferred combinations with the compounds of the present invention further include the following (1) indinavir, with efavirenz or (-) 6-chloro-4(S)-cyclopropylethynyl-4(S)-trifluoromethyl-1,4-dihydro-2H-3,1-benzoxazin-2-one, and, optionally, AZT and/or 3TC and/or ddI and/or ddC; (2) indinavir, and any of AZT and/or ddI and/or ddC.

10 Compound A in the foregoing Table is N-(2(R)-hydroxy-1(S)-indanyl)-2(R)-phenylmethyl-4(S)-hydroxy-5-(1-(4-(2-benzo[b]furanylmethyl)-2(S)-N'-(t-butylcarboxamido)-piperazinyl))pentaneamide, preferably administered as the sulfate salt. Compound A can be prepared as described in US 5646148.

15 In such combinations the compound of the present invention and other active agents may be administered separately or in conjunction. In addition, the administration of one element may be prior to, concurrent to, or subsequent to the administration of other agent(s).

20 The compounds of the present invention may be administered by oral, parenteral (e.g., intramuscular, intraperitoneal, intravenous, ICV, intracisternal injection or infusion, subcutaneous injection, or implant), by inhalation spray, nasal, vaginal, rectal, sublingual, or topical routes of administration and may be formulated, alone or together, in suitable dosage unit formulations containing conventional non-toxic pharmaceutically acceptable carriers, adjuvants and vehicles appropriate for each route of administration. In addition to the treatment of warm-blooded animals 25 such as mice, rats, horses, cattle, sheep, dogs, cats, monkeys, etc., the compounds of the invention are effective for use in humans.

30 The pharmaceutical compositions for the administration of the compounds of this invention may conveniently be presented in dosage unit form and may be prepared by any of the methods well known in the art of pharmacy. All methods include the step of bringing the active ingredient into association with the carrier which constitutes one or more accessory ingredients. In general, the pharmaceutical compositions are prepared by uniformly and intimately bringing the active ingredient into association with a liquid carrier or a finely divided solid carrier or both, and then, if necessary, shaping the product into the desired formulation. In 35 the pharmaceutical composition the active object compound is included in an amount

sufficient to produce the desired effect upon the process or condition of diseases. As used herein, the term "composition" is intended to encompass a product comprising the specified ingredients in the specified amounts, as well as any product which results, directly or indirectly, from combination of the specified ingredients in the
5 specified amounts.

The pharmaceutical compositions containing the active ingredient may be in a form suitable for oral use, for example, as tablets, troches, lozenges, aqueous or oily suspensions, dispersible powders or granules, emulsions, hard or soft capsules, or syrups or elixirs. Compositions intended for oral use may be prepared according to
10 any method known to the art for the manufacture of pharmaceutical compositions and such compositions may contain one or more agents selected from the group consisting of sweetening agents, flavoring agents, coloring agents and preserving agents in order to provide pharmaceutically elegant and palatable preparations. Tablets contain the active ingredient in admixture with non-toxic pharmaceutically acceptable excipients
15 which are suitable for the manufacture of tablets. These excipients may be for example, inert diluents, such as calcium carbonate, sodium carbonate, lactose, calcium phosphate or sodium phosphate; granulating and disintegrating agents, for example, corn starch, or alginic acid; binding agents, for example starch, gelatin or acacia, and lubricating agents, for example magnesium stearate, stearic acid or talc.
20 The tablets may be uncoated or they may be coated by known techniques to delay disintegration and absorption in the gastrointestinal tract and thereby provide a sustained action over a longer period. For example, a time delay material such as glyceryl monostearate or glyceryl distearate may be employed. They may also be coated by the techniques described in the U.S. Patents 4,256,108; 4,166,452; and
25 4,265,874 to form osmotic therapeutic tablets for control release.

Formulations for oral use may also be presented as hard gelatin capsules wherein the active ingredient is mixed with an inert solid diluent, for example, calcium carbonate, calcium phosphate or kaolin, or as soft gelatin capsules wherein the active ingredient is mixed with water or an oil medium, for example
30 peanut oil, liquid paraffin, or olive oil.

Aqueous suspensions contain the active materials in admixture with excipients suitable for the manufacture of aqueous suspensions. Such excipients are suspending agents, for example sodium carboxymethylcellulose, methylcellulose, hydroxy- propylmethylcellulose, sodium alginate, polyvinyl-pyrrolidone, gum
35 tragacanth and gum acacia; dispersing or wetting agents may be a naturally-occurring

phosphatide, for example lecithin, or condensation products of an alkylene oxide with fatty acids, for example polyoxyethylene stearate, or condensation products of ethylene oxide with long chain aliphatic alcohols, for example heptadecaethyleneoxycetanol, or condensation products of ethylene oxide with partial esters derived from fatty acids and a hexitol such as polyoxyethylene sorbitol monooleate, or condensation products of ethylene oxide with partial esters derived from fatty acids and hexitol anhydrides, for example polyethylene sorbitan monooleate. The aqueous suspensions may also contain one or more preservatives, for example ethyl, or n-propyl, p-hydroxybenzoate, one or more coloring agents, one or more flavoring agents, and one or more sweetening agents, such as sucrose or saccharin.

Oily suspensions may be formulated by suspending the active ingredient in a vegetable oil, for example arachis oil, olive oil, sesame oil or coconut oil, or in a mineral oil such as liquid paraffin. The oily suspensions may contain a thickening agent, for example beeswax, hard paraffin or cetyl alcohol. Sweetening agents such as those set forth above, and flavoring agents may be added to provide a palatable oral preparation. These compositions may be preserved by the addition of an anti-oxidant such as ascorbic acid.

Dispersible powders and granules suitable for preparation of an aqueous suspension by the addition of water provide the active ingredient in admixture with a dispersing or wetting agent, suspending agent and one or more preservatives. Suitable dispersing or wetting agents and suspending agents are exemplified by those already mentioned above. Additional excipients, for example sweetening, flavoring and coloring agents, may also be present.

The pharmaceutical compositions of the invention may also be in the form of oil-in-water emulsions. The oily phase may be a vegetable oil, for example olive oil or arachis oil, or a mineral oil, for example liquid paraffin or mixtures of these. Suitable emulsifying agents may be naturally- occurring gums, for example gum acacia or gum tragacanth, naturally-occurring phosphatides, for example soy bean, lecithin, and esters or partial esters derived from fatty acids and hexitol anhydrides, for example sorbitan monooleate, and condensation products of the said partial esters with ethylene oxide, for example polyoxyethylene sorbitan monooleate. The emulsions may also contain sweetening and flavoring agents.

Syrups and elixirs may be formulated with sweetening agents, for example glycerol, propylene glycol, sorbitol or sucrose. Such formulations may also contain a demulcent, a preservative and flavoring and coloring agents.

The pharmaceutical compositions may be in the form of a sterile
5 injectable aqueous or oleagenous suspension. This suspension may be formulated according to the known art using those suitable dispersing or wetting agents and suspending agents which have been mentioned above. The sterile injectable preparation may also be a sterile injectable solution or suspension in a non-toxic parenterally-acceptable diluent or solvent, for example as a solution in 1,3-butane
10 diol. Among the acceptable vehicles and solvents that may be employed are water, Ringer's solution and isotonic sodium chloride solution. In addition, sterile, fixed oils are conventionally employed as a solvent or suspending medium. For this purpose any bland fixed oil may be employed including synthetic mono- or diglycerides. In addition, fatty acids such as oleic acid find use in the preparation of injectables.

15 The compounds of the present invention may also be administered in the form of suppositories for rectal administration of the drug. These compositions can be prepared by mixing the drug with a suitable non-irritating excipient which is solid at ordinary temperatures but liquid at the rectal temperature and will therefore melt in the rectum to release the drug. Such materials are cocoa butter and
20 polyethylene glycols.

For topical use, creams, ointments, jellies, solutions or suspensions, etc., containing the compounds of the present invention are employed. (For purposes of this application, topical application shall include mouthwashes and gargles.)

The pharmaceutical composition and method of the present invention
25 may further comprise other therapeutically active compounds as noted herein which are usually applied in the treatment of the above mentioned pathological conditions.

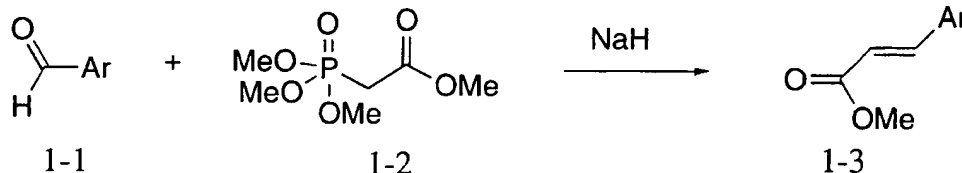
In the treatment or prevention of conditions which require chemokine receptor modulation an appropriate dosage level will generally be about 0.01 to 500 mg per kg patient body weight per day which can be administered in single or
30 multiple doses. Preferably, the dosage level will be about 0.1 to about 250 mg/kg per day; more preferably about 0.5 to about 100 mg/kg per day. A suitable dosage level may be about 0.01 to 250 mg/kg per day, about 0.05 to 100 mg/kg per day, or about 0.1 to 50 mg/kg per day. Within this range the dosage may be 0.05 to 0.5, 0.5 to 5 or 5 to 50 mg/kg per day. For oral administration, the compositions are preferably
35 provided in the form of tablets containing 1.0 to 1000 milligrams of the active

ingredient, particularly 1.0, 5.0, 10.0, 15.0, 20.0, 25.0, 50.0, 75.0, 100.0, 150.0, 200.0, 250.0, 300.0, 400.0, 500.0, 600.0, 750.0, 800.0, 900.0, and 1000.0 milligrams of the active ingredient for the symptomatic adjustment of the dosage to the patient to be treated. The compounds may be administered on a regimen of 1 to 4 times per day, preferably once or twice per day.

It will be understood, however, that the specific dose level and frequency of dosage for any particular patient may be varied and will depend upon a variety of factors including the activity of the specific compound employed, the metabolic stability and length of action of that compound, the age, body weight, general health, sex, diet, mode and time of administration, rate of excretion, drug combination, the severity of the particular condition, and the host undergoing therapy.

Several methods for preparing the compounds of this invention are illustrated in the following Schemes and Examples. Starting materials are either commercially available, are made from known procedures or are prepared as illustrated.

SCHEME 1

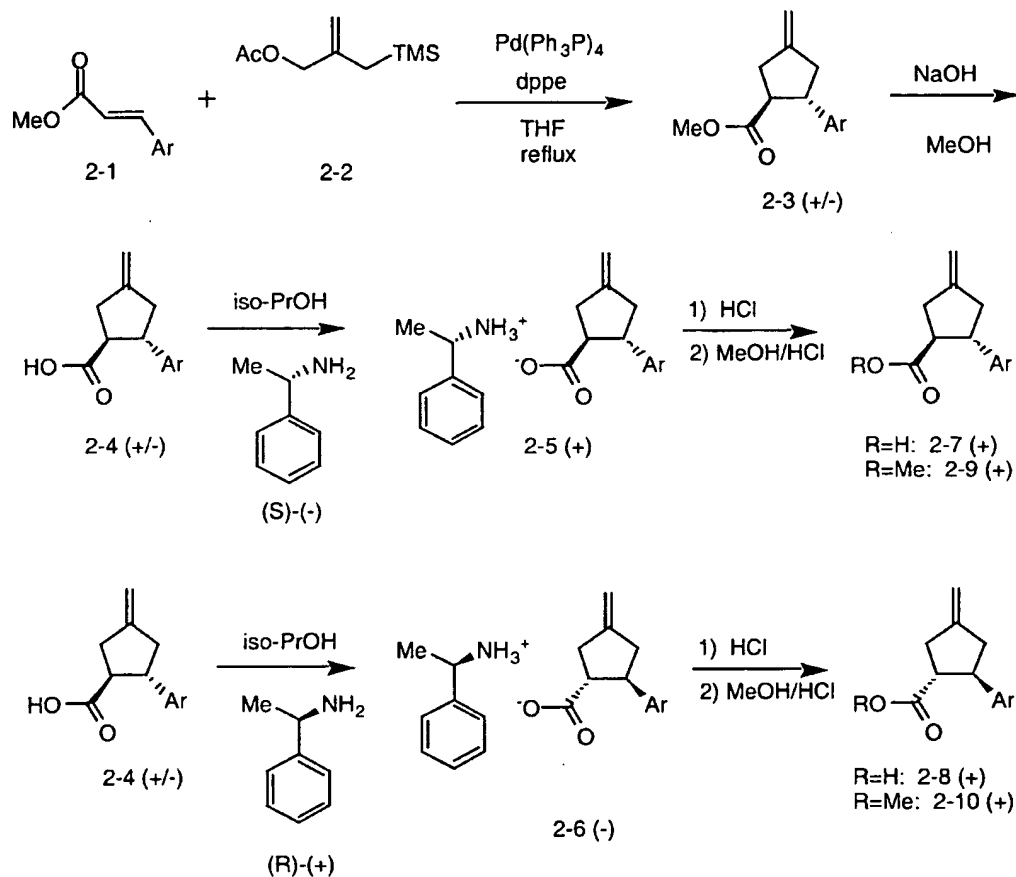


20

The preparation of cinnamate esters such as 1-3 as intermediates that can be used for the synthesis of compounds within the scope of the instant invention is detailed in Scheme 1. Cinnamate esters of structure 1-3 can be obtained commercially or can be synthesized by reacting a suitable aromatic aldehyde 1-1 with a phosphonoacetate such as 1-2 in the presence of sodium hydride or other bases such as sodium, lithium or potassium hexamethyldisilazide, potassium t-butoxide, and the like. The aldehyde 1-1 can be obtained commercially or can be prepared in a variety of ways from commercial materials (see March J. "Advanced Organic Chemistry", 4th ed., John Wiley & Sons, New York, pp. 1270-1271 (1992)).

30

SCHEME 2

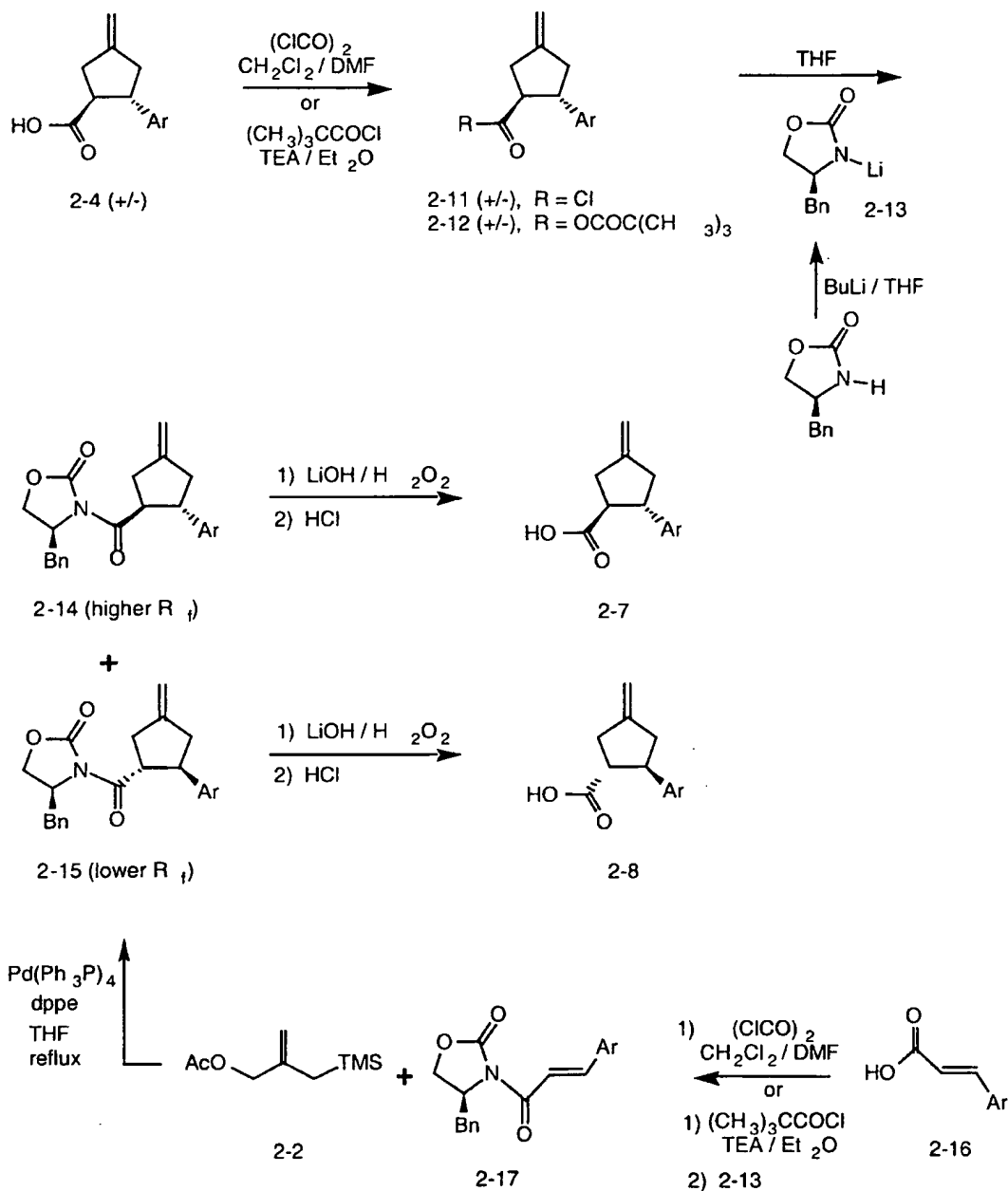


- A preparation of cyclopentane intermediates having a C-4 aryl substituent within the scope of the instant invention is detailed in Scheme 2 and can be used to prepare non-racemic cyclopentane derivatives when the resolution steps are done. Treatment of a *trans*-cinnamic ester such as 2-1 (see Scheme 1) with 2-((trimethylsilyl)methyl)-2-propen-1-yl acetate (2-2) in the presence of a catalytic amount of tetrakis(triphenylphosphine) palladium (0) and 1,2-
- 10 bis(diphenylphosphino)ethane in THF at reflux afforded the exo-methylene cyclopentane 2-3. Hydrolysis of the ester can be done several ways, such as with aqueous sodium or lithium hydroxide in methanol or THF, to obtain the racemic acid 2-4. Resolution of the enantiomers can be accomplished by fractional crystallization from isopropanol, or other suitable solvents, of the salts with either (R)-(+)- or (S)-(-)-
- 15 α -methylbenzyl amine to give the salts 2-5 and 2-6. The non-racemic acids 2-7 and 2-8 are recovered by acidification and extraction. Reesterification to non-racemic 2-9

and 2-10 can be done in a variety of ways, such as with trimethylsilyldiazomethane or acid catalyzed esterification in methanol.

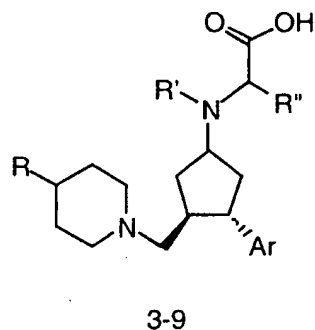
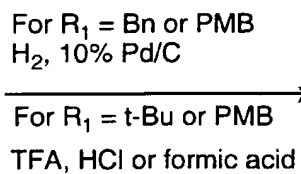
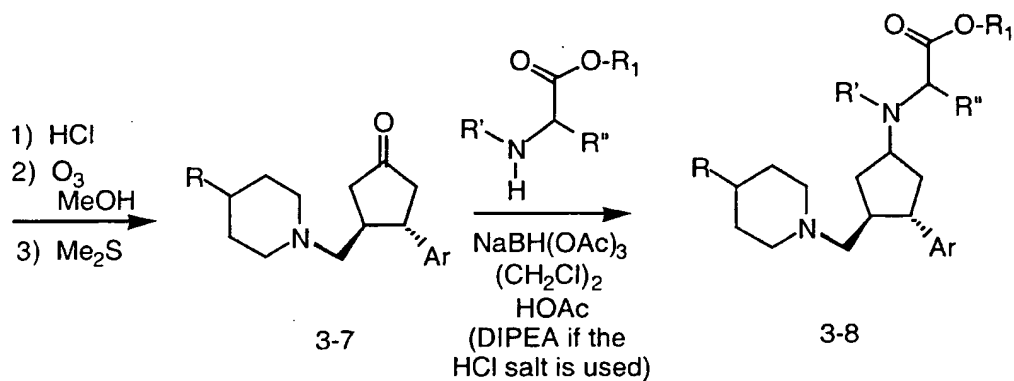
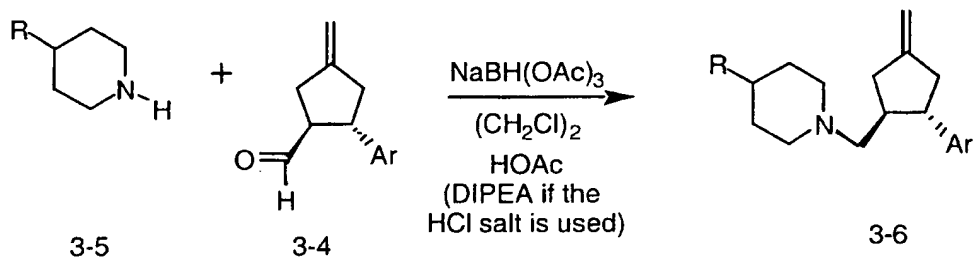
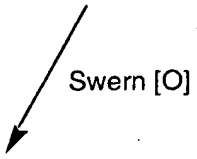
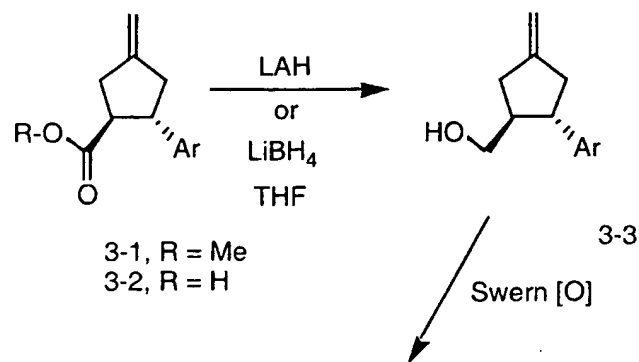
SCHEME 2A

5



An alternative preparation of non-racemic cyclopentane intermediates having a C-4 aryl substituent within the scope of the instant invention is detailed in Scheme 2A. Conversion of the cyclopentane acid 2-4 to the acid chloride 2-11 under standard conditions, such as with oxalyl chloride in methylene chloride with a catalytic amount of DMF, or to the mixed anhydride 2-12, prepared in situ with trimethylacetyl chloride in ether with TEA as base, followed by reaction with the performed lithium salt of (S)-(-)-4-benzyl-2-oxazolidinone 2-13, afforded the two non-racemic diastereomeric products 2-14 and 2-15, which are then separable by chromatography. Hydrolysis of each diastereomer under standard conditions, such as with lithium hydroxide and hydrogen peroxide or trimethylamine-N-oxide, affords the two non-racemic acids 2-7 and 2-8. Alternatively, in order to obtain an enhanced amount of the desired diastereomer 2-14 before separation, similar conversion of the starting *trans*-cinnamic acid 2-16 (Scheme 1) to the chiral *trans*-cinnamate 2-17 followed by the ring formation reaction with 2-((trimethylsilyl)methyl)-2-propen-1-yl acetate (2-2) as detailed in Scheme 2 affords a 60 : 40 product mixture of 2-14 : 2-15.

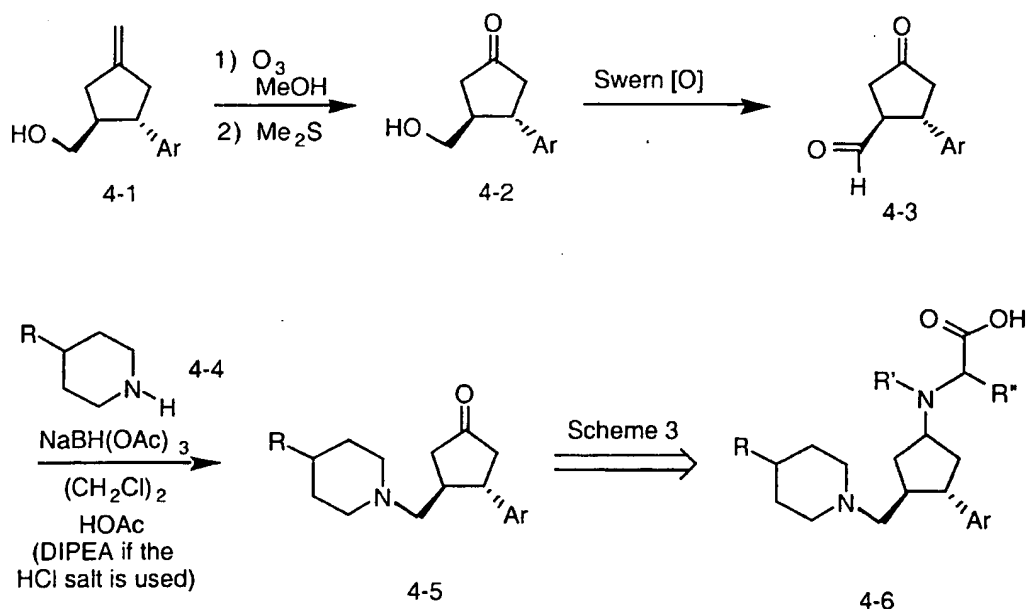
SCHEME 3



Preparation of some 1,3,4-trisubstituted cyclopentanes within the scope of the instant invention is given in Scheme 3. Reduction of ester 3-1 (either racemic or non-racemic) (Scheme 2), for example, with lithium borohydride, diisobutylaluminum hydride, lithium aluminum hydride, or sodium bis(2-methoxyethoxy)aluminum hydride in a suitable solvent, such as ether or THF, provides the primary alcohol 3-3. Alternatively, reduction of the acid 3-2 (either racemic or non-racemic) (Scheme 2 or 2A), for example with lithium aluminum hydride in THF, will also afford the alcohol 3-3. In cases where the Ar moiety is not amenable to salt resolution as detailed in Scheme 3, an alternative resolution can often be achieved using chiral HPLC methods to separate the enantiomers 3-3. Oxidation of 3-3 to the aldehyde 3-4 can be carried out under numerous conditions, such as with DMSO and oxalyl chloride at low temperature, followed by triethylamine (Swern oxidation), with the Dess-Martin periodinane, with *N*-methylmorpholine in the presence of a catalytic amount of TPAP, or with various chromium trioxide-based reagents (see March J. "Advanced Organic Chemistry", 4th ed., John Wiley & Sons, New York, pp. 1167-1171 (1992)). Reductive alkylation of a cyclic amine, such as piperidine 3-5 (see Schemes 12 and 13), using for example sodium triacetoxymethylborohydride or sodium cyanoborohydride in a suitable solvent such as methylene chloride, 1,2-dichloroethane, THF, acetonitrile or methanol, with 3-4 then provides a 3-(4-(substituted-piperidin-1-yl)methyl)cyclopentane derivative 3-6. In the cases where the R group of the piperidine is stable to ozone, ozonolysis of the exo-methylene followed by a reductive work-up with dimethyl sulfide affords the ketone 3-7. Alternatively, 3-7 can be obtained from 3-6 through a stepwise oxidation using catalytic osmium tetroxide in the presence of *N*-methylmorpholine-*N*-oxide followed by sodium periodate cleavage of the intermediate diol. A second reductive alkylation of a D- and/or L-amino-acid ester, such as the methyl, ethyl, t-butyl, benzyl or 4-methoxybenzyl ester of glycine (R'' = H), alanine (R'' = Me), valine (R'' = iso-Pr), leucine (R'' = iso-Bu), isoleucine (R' = sec-Bu), cyclopropylalanine (R'' = CH₂cycPr), cyclobutylalanine (R'' = CH₂cycBu), cyclohexylglycine (R'' = cycHex) or a *N*-alkyl amino-acid, such as *N*-methyl glycine (R' = Me), or a cyclic amino-acid, such as proline (R'R'' = -(CH₂)₃-), with 3-7 as described above with sodium triacetoxymethylborohydride or sodium cyanoborohydride affords 3-8. Final deprotection of the ester under conditions to which the R group is stable, such as HCl in ether, TFA or formic acid for t-butyl and 4-methoxybenzyl esters, hydrogenation for benzyl esters or standard hydrolysis for alkyl or benzyl esters, affords the final product(s) 3-9 which

are within the scope of the instant invention and which can be chemokine receptor modulators or which can be further modified as shown below in Scheme 14. The two individual C-1 isomers (four diastereomers when either the cyclopentyl scaffold or the amino-acid are racemic) can be separated by flash chromatography, Prep TLC or HPLC methods as either the penultimate esters 3-8 and/or the final compounds 3-9.

SCHEME 4



10

An alternative route for the preparation of some 1,3,4-trisubstituted cyclopentanes within the scope of the instant invention is given in Scheme 4. In the cases where the R group of the piperidine in Scheme 3 is not stable to ozone or the osmium tetroxide/sodium periodate oxidation sequence, oxidation of the exo-methylene can be done prior to the reductive alkylation of the piperidine. Thus, ozonolysis of the alcohol 4-1 (Scheme 3) followed by a reductive work-up with dimethyl sulfide affords the ketone-alcohol 4-2. Oxidation to the ketone-aldehyde 4-3 can be done as described for Scheme 3 with *N*-methylmorpholine/TPAP or under Swern conditions. Selective reductive alkylation of the 4-substituted piperidine 4-4 (see Schemes 12 and 13) with the aldehyde of 4-3, using for example sodium triacetoxyborohydride or sodium cyanoborohydride in a suitable solvent such as methylene chloride, 1,2-dichloroethane, THF, acetonitrile or methanol, then provides

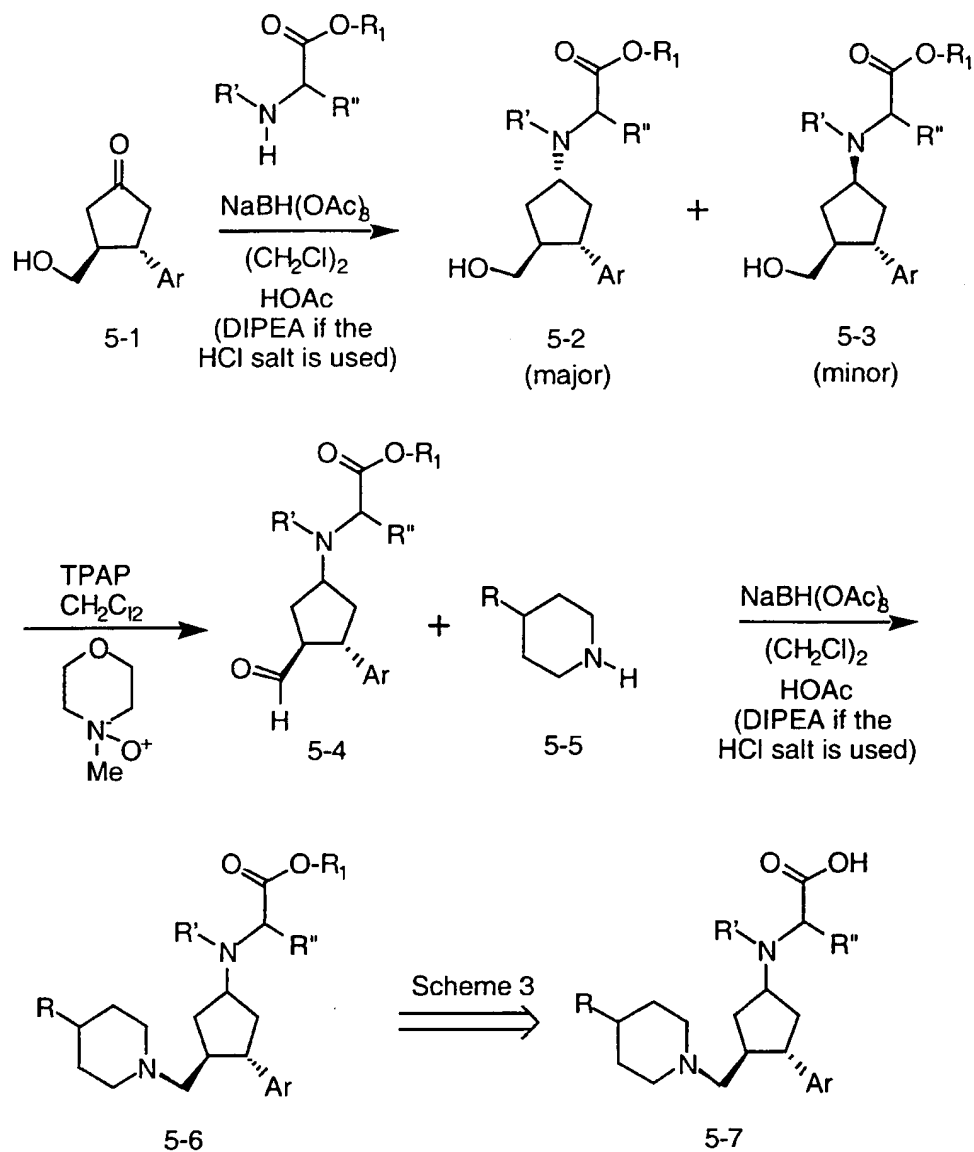
15

20

the 3-(4-(substituted-piperidin-1-yl)methyl)cyclopentane derivative 4-5 (same as 3-7). This can then be converted to the final product(s) 4-6 as described in Scheme 3.

5

SCHEME 5



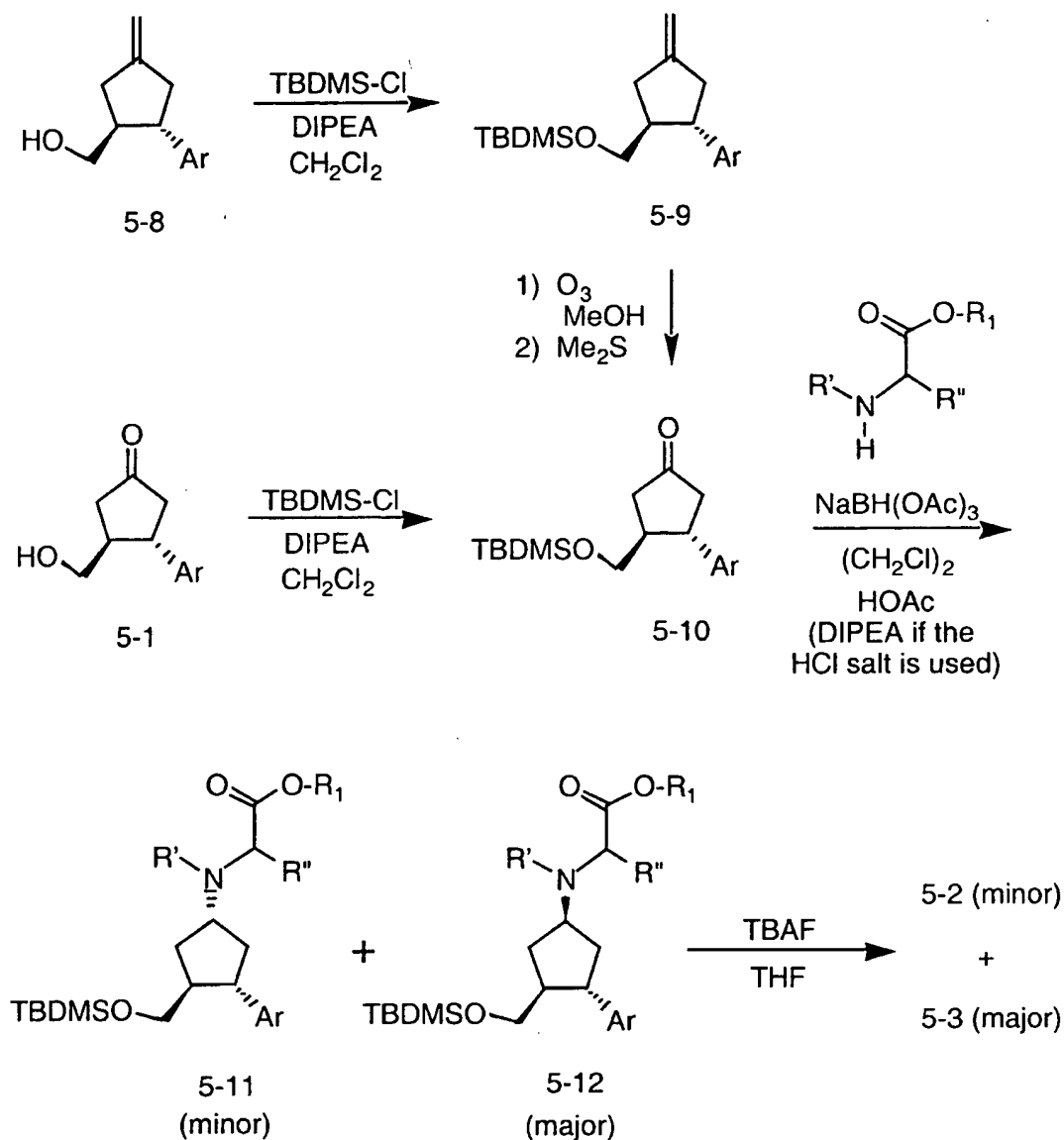
An alternative route for the preparation of some 1,3,4-trisubstituted cyclopentanes within the scope of the instant invention is given in Scheme 5.

10 Reductive alkylation with ketone alcohol 5-1 (Scheme 4) of a variety of amino-acid

esters (See Scheme 3) affords the alcohols 5-2 and 5-3, of which 5-2 is the major product (lower R_f when R'' is (S), higher R_f when R'' is (R)) and 5-3 is the minor product (higher R_f when R'' is (S), lower R_f when R'' is (R)). Separation of the individual diastereomers (2 when both reactants are non-racemic, 4 when only one is non-racemic) can be done at this intermediate or at a later step. Oxidation of 5-2 and/or 5-3 to the aldehyde(s) 5-4 can be done as described in Scheme 3, preferably now with *N*-methyldmorpholine/TPAP due to the presence of the secondary N-H. Reductive alkylation of a 4-substitutedpiperidine 5-5 (see Schemes 12 to 30) with the aldehyde of 5-4, using for example sodium triacetoxyborohydride or sodium cyanoborohydride in a suitable solvent such as methylene chloride, 1,2-dichloroethane, THF, acetonitrile or methanol, then provides the 3-(4-(substituted-piperidin-1-yl)methyl)cyclopentane derivative 5-6. The intermediate ester(s) 5-6 can then be converted to the final product(s) 5-7 as described in Scheme 3.

15

SCHEME 5A

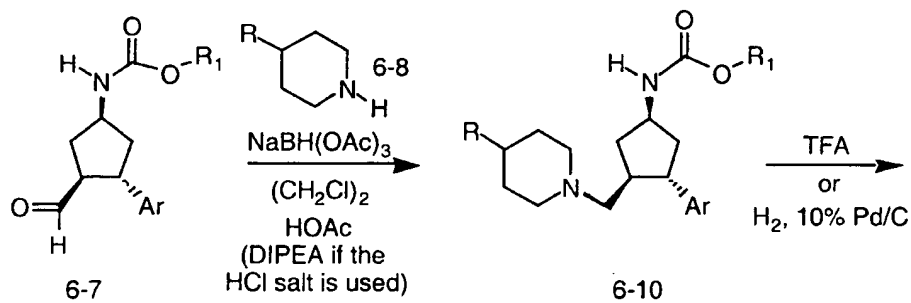
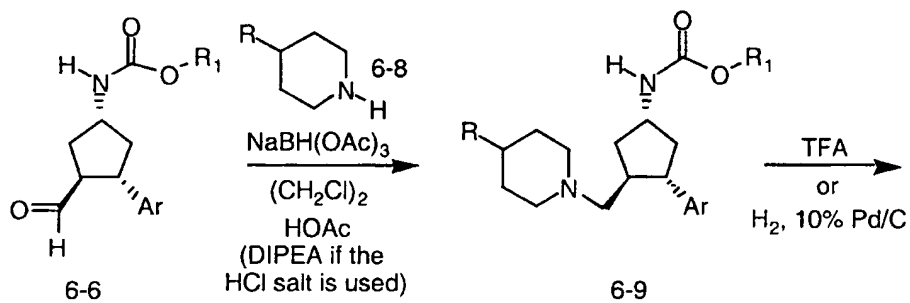
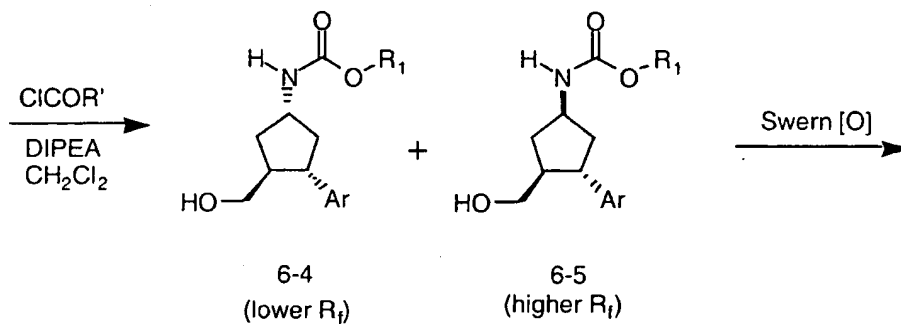
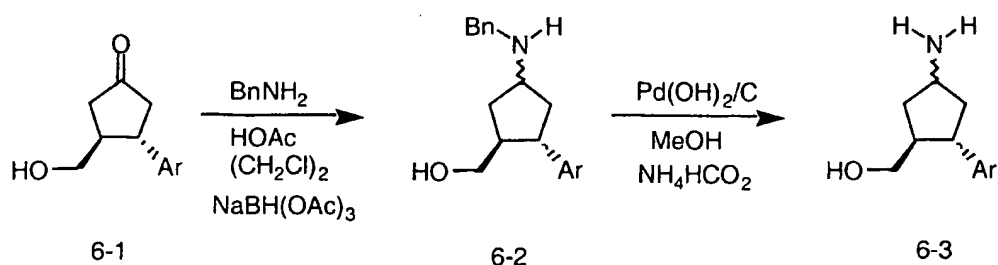


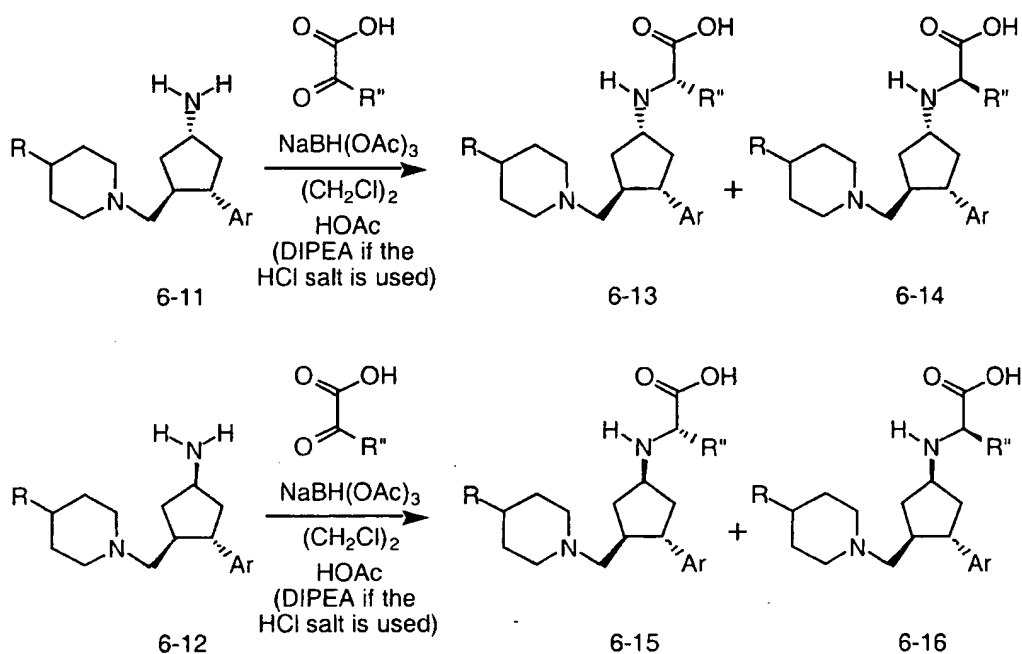
An alternative preparation of the intermediates 5-2 and 5-3 in Scheme 5 which reverses the C-1 isomeric selectivity is shown in Scheme 5A. Silylation of the alcohol moiety of 5-1 (Scheme 4) gives the silyl ether 5-10. Alternatively, silylation of the alcohol 5-8 (Scheme 3) gives 5-9 which on ozonolysis can also afford the silyl ether 5-10. Reductive alkylation of the aforementioned amino-acid esters now using the silyl ether 5-10 affords the products 5-11 and 5-12 in an essentially opposite ratio as is obtained in Scheme 5 for 5-2 and 5-3. TBAF desilylation then

affords primarily 5-3. Thus, the preferred C-1 orientation can be selected for depending on the requirements of the desired final compounds.

5

SCHEME 6





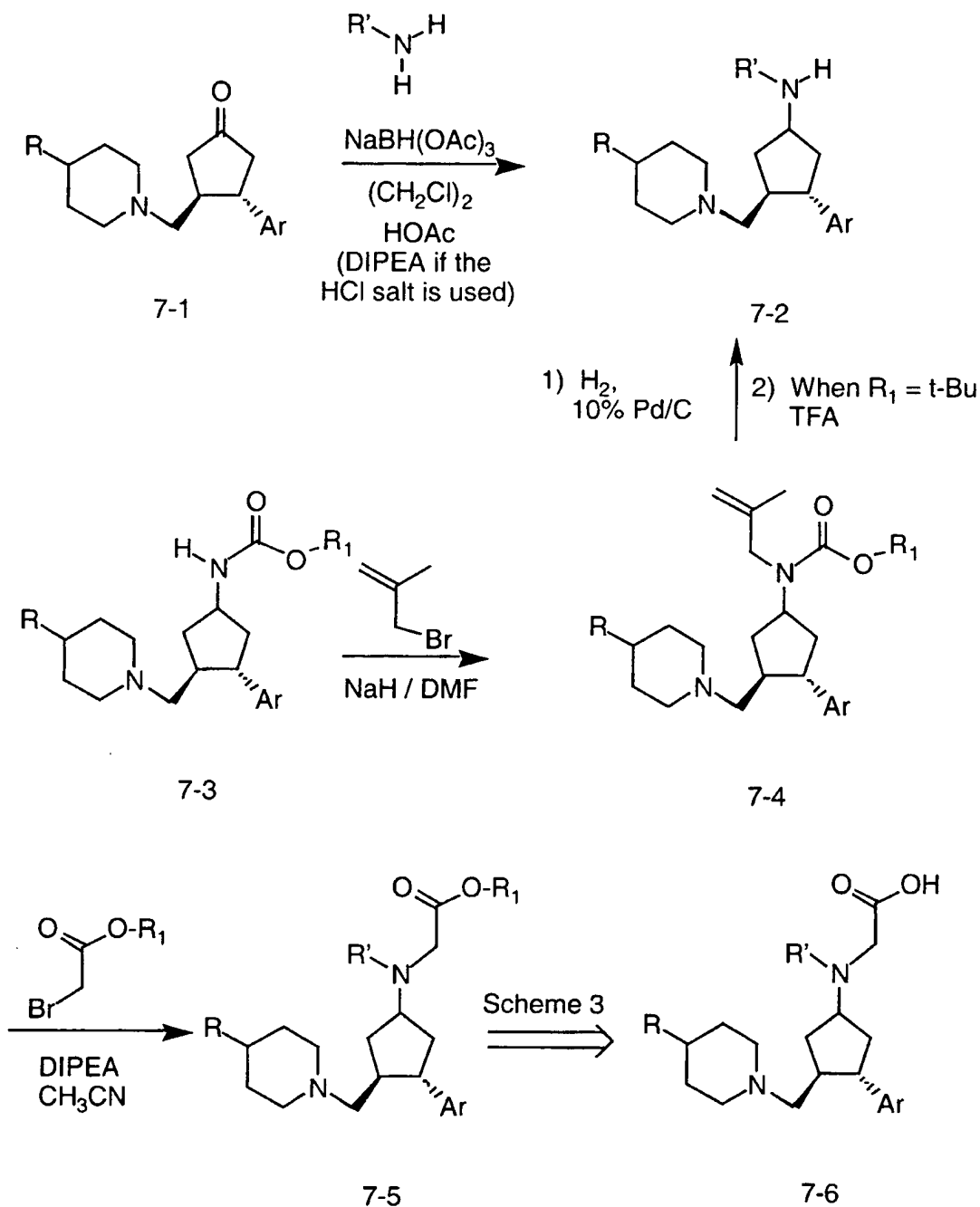
An alternative route for the preparation of some 1,3,4-trisubstituted cyclopentanes within the scope of the instant invention is given in Scheme 6.

- 5 Reductive alkylation of benzylamine with ketone-alcohol 6-1 (Scheme 4, either racemic or non-racemic), using for example sodium triacetoxyborohydride or sodium cyanoborohydride, gives 6-2 which can be hydrogenated under standard conditions in methanol in the presence of a palladium catalyst, for example Pd/C or Pearlman's catalyst and using either hydrogen under pressure or ammonium formate at reflux, to
- 10 afford the primary amine 6-3. Reaction of the amine with CBZ chloride or BOC anhydride gives the amine protected carbamates 6-4 and 6-5 as a mixture of C-1 isomers which can be separated. Oxidation to the aldehydes 6-6 and 6-7 is carried out under Swern conditions or with *N*-methylmorpholine/TPAP. The relative
- 15 stereochemistry of the C-1 to the C-3 and C-4 substituents was determined by NMR Noe experiments on either the alcohols 6-4 and 6-5 or the aldehydes 6-6 and 6-7. Reductive alkylation of a 4-substituted piperidine 6-8 with the individual aldehydes 6-
- 20 6 and 6-7 using for example sodium triacetoxyborohydride or sodium cyanoborohydride in a suitable solvent such as methylene chloride, 1,2-dichloroethane, THF, acetonitrile or methanol, then provides each of the C-1 amino-protected isomeric 3-(4-(substituted-piperidin-1-yl)methyl)cyclopentane derivatives 6-9 and 6-10. Deprotection of the C-1 amino with either TFA (for R₁ = *t*-butyl) or

standard hydrogenation (for $R_1 = \text{Bn}$) depending on the stability of the piperidine R group affords the amines 6-11 and 6-12. These amines can then be individually reductively alkylated as above with 2-oxo-acetic acids, such as 2-oxovaleric ($R'' = n\text{-Pr}$), 4-methyl-2-oxovaleric ($R'' = \text{iso-Bu}$), 2-oxophenylacetic ($R'' = \text{Ph}$), to afford the
5 final compounds 6-13 and 6-14 and 6-15 and 6-16 as mixtures of the R'' isomers. In the case of $R'' = \text{iso-Bu}$ and non-racemic cyclopentyl scaffold, comparison of the HPLC of these products with those obtained in Scheme 5A allowed the stereochemical assignments of all the final products and intermediates.

10

SCHEME 7

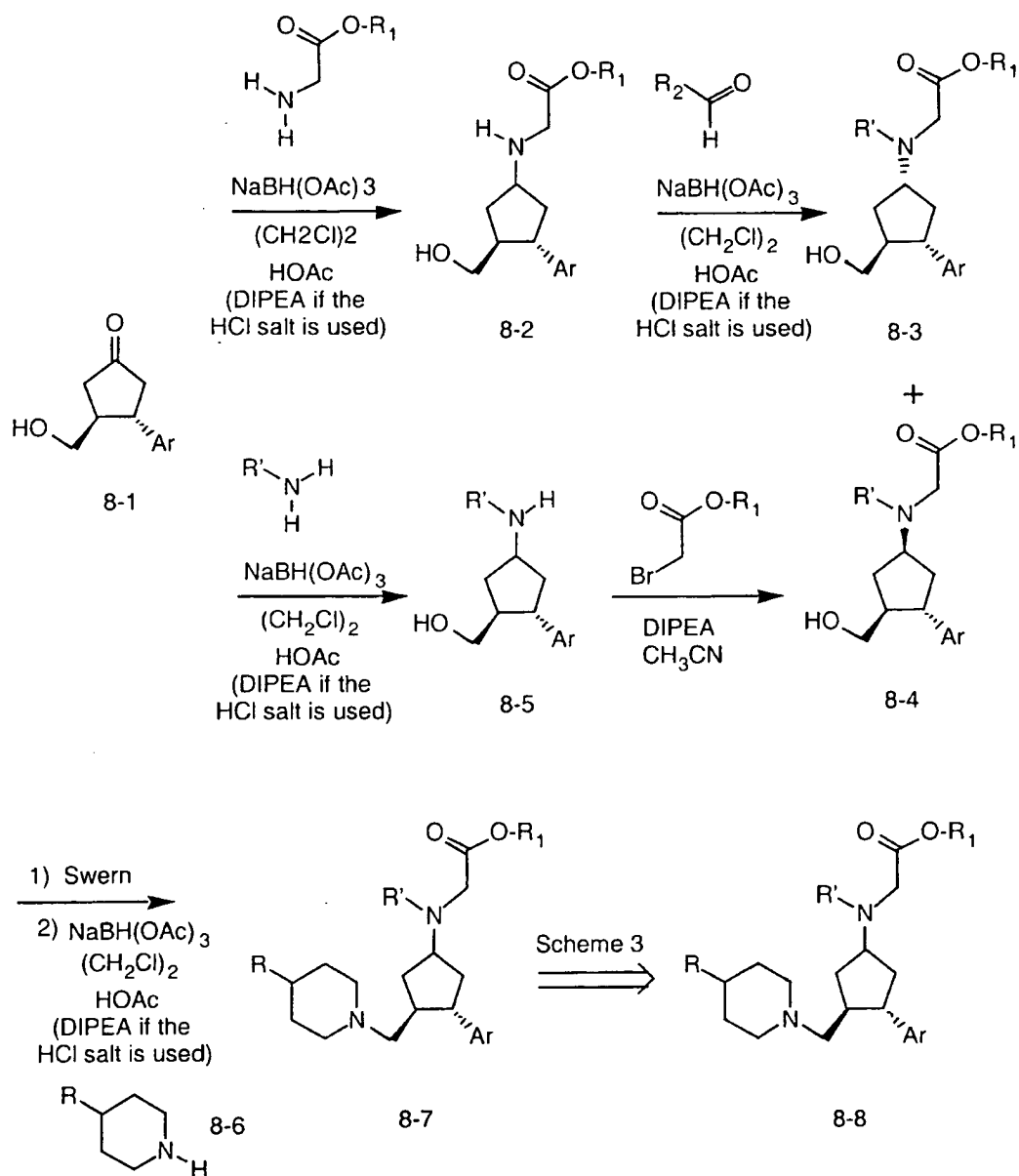


- 5 An alternative route for the preparation of some 1,3,4-trisubstituted cyclopentanes within the scope of the instant invention is given in Scheme 7. Reductive alkylation, using for example sodium triacetoxyborohydride or sodium

5 cyanoborohydride, of an alkyl amine with the ketone 7-1 (Schemes 3 or 4) gives 7-2 as a mixture of C-1 isomers which may be separated. Alternatively, carbamate 7-3 (see Scheme 6) can be alkylated with an alkyl or allyl halide, such as 1-bromo-2-methylprop-2-ene, and a strong base, such as sodium hydride in DMF, followed by
10 hydrogenation under standard conditions to reduce the allyl. When R₁ is Bn, removal of the CBZ can occur simultaneously to give the same amine intermediate 7-2. When R₁ is t-butyl, a subsequent reaction with TFA is required to give 7-2. Alkylation of the amine with t-butyl or benzyl bromoacetate affords 7-4 which can be converted to the desired final compounds 7-5 as described in Scheme 3.

10

SCHEME 8



- 5 An alternative route for the preparation of some 1,3,4-trisubstituted cyclopentanes within the scope of the instant invention is given in Scheme 8. Reductive alkylation, using for example sodium triacetoxyborohydride or sodium cyanoborohydride, of glycine t-butyl, benzyl or PMB ester with the ketone-alcohol 8-1 (Scheme 4) gives 8-2 as a mixture of C-1 isomers. A second reductive alkylation with

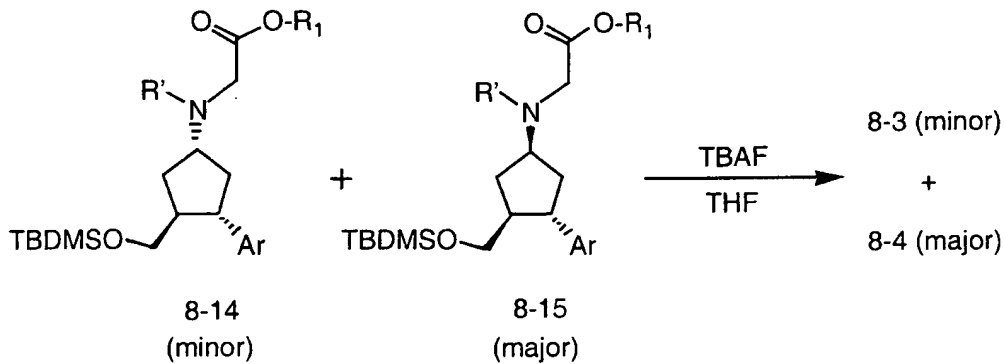
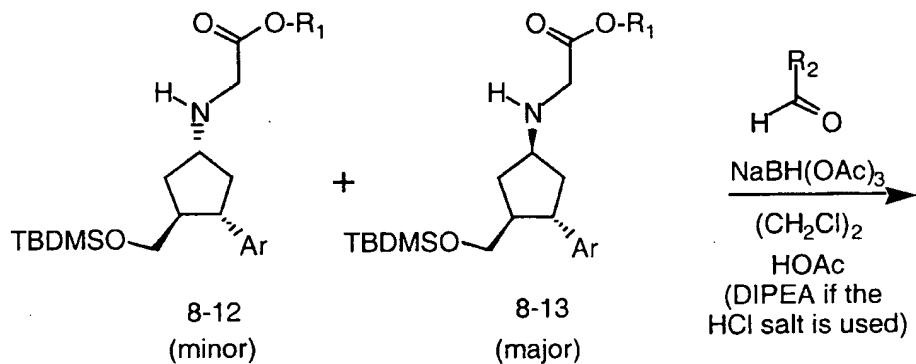
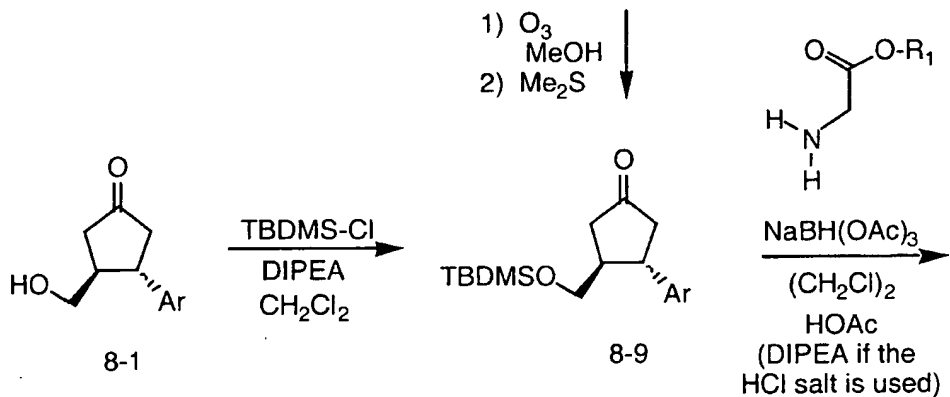
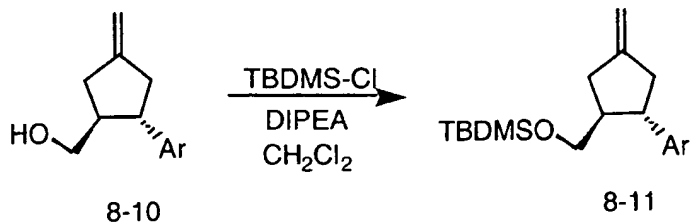
a ketone or aldehyde affords the N-alkyl glycine derivatives 8-3 and 8-4 which can be separated chromatographically either before and/or after the second alkylation. Also, the order of the steps can be reversed such that reductive alkylation of an amine with 8-1 first to give 8-5, followed by alkylation with an alkyl or benzyl bromoacetate as in

5 Scheme 7, affords 8-3 and 8-4. These reactions generally give 8-3 as the predominate product. Individual oxidation of the alcohols 8-3 and 8-4 can be done either under Swern conditions or using the *N*-methyilmorpholine/TPAP method to give the aldehydes followed by a second or third reductive alkylation of a 4-

10 substitutedpiperidine 8-6, using for example sodium triacetoxyborohydride or sodium cyanoborohydride in a suitable solvent such as methylene chloride, 1,2-dichloroethane, THF, acetonitrile or methanol, which then provides the 3-(4-(substituted-piperidin-1-yl)methyl)cyclopentane derivative 8-7. This intermediate can then be converted to the final products 8-8 as described in Scheme 3.

15

SCHEME 8A



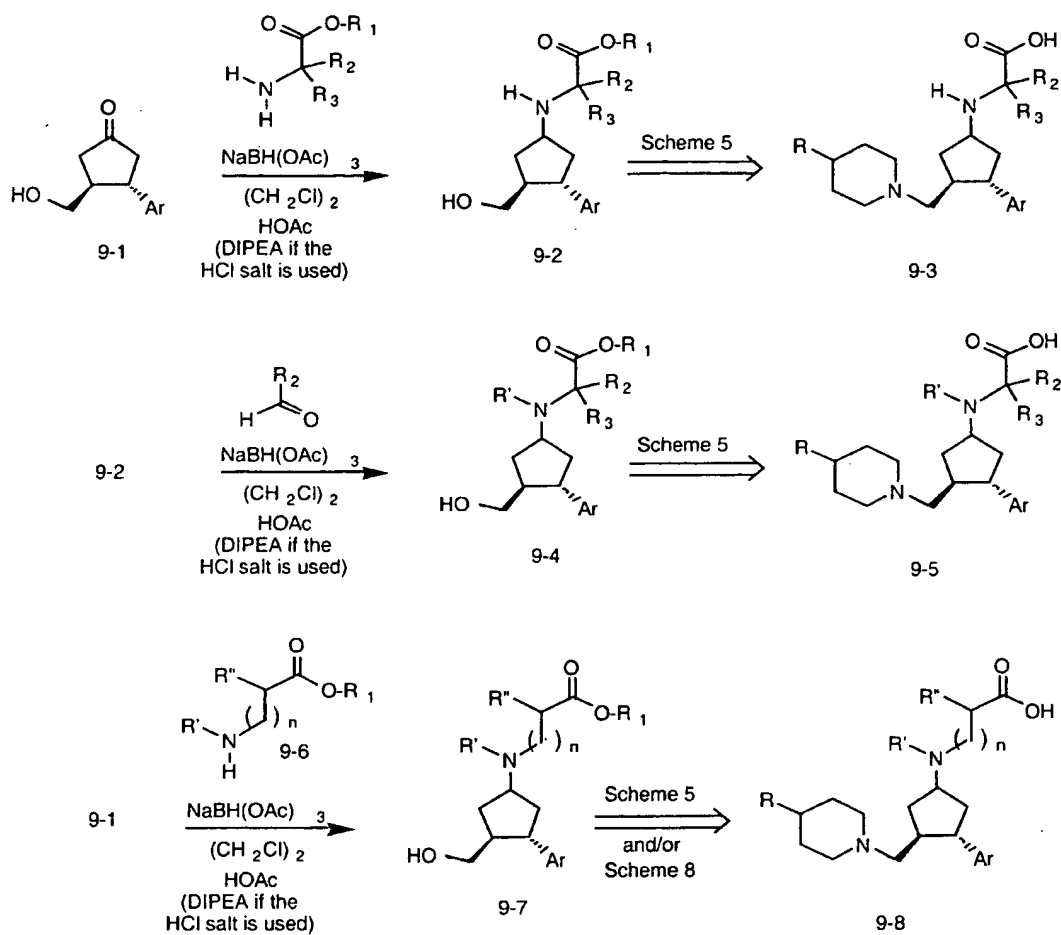
An alternative preparation of the intermediates 8-3 and 8-4 in Scheme 8 which again reverses the C-1 isomeric selectivity is shown in Scheme 8A.

Silylation of the alcohol moiety of 8-1 (Scheme 4) gives the silyl ether 8-9.

- 5 Alternatively, silylation of the alcohol 8-10 (Scheme 3) gives 8-11, which on ozonolysis can also afford the silyl ether 8-9. Reductive alkylation now using the silyl ether 8-9 gives 8-12 and 8-13 followed by the second reductive alkylation with an aldehyde or ketone affords the products 8-14 and 8-15 in an essentially opposite ratio as is obtained in Scheme 8 for 8-3 and 8-4. TBAF desilylation then affords primarily
- 10 8-4. Separation of the C-1 isomers can usually be achieved at one or more of the intermediate steps. Thus, the preferred C-1 orientation can be selected for depending on the requirements of the desired final compounds.

SCHEME 9

15

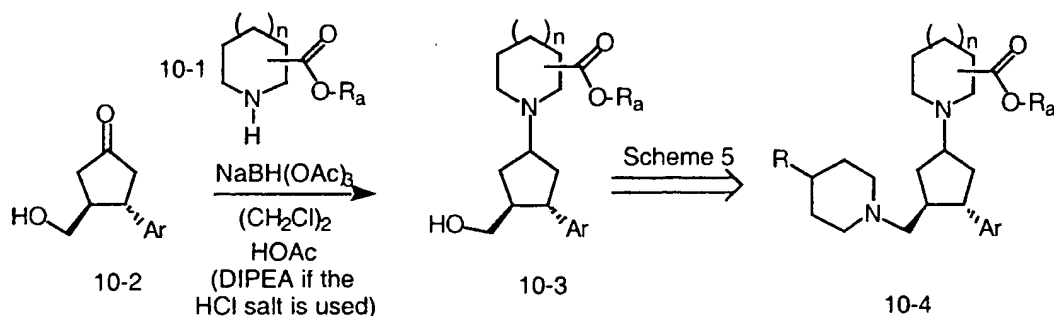


- 5 Several other alternative routes for the preparation of some 1,3,4-trisubstituted cyclopentanes within the scope of the instant invention are given in Scheme 9. Reductive alkylation, using for example sodium triacetoxyborohydride or sodium cyanoborohydride, of an amino-acid ester having dialkyl substitution with the ketone-alcohol 9-1 (Scheme 4) gives 9-2 as a mixture of C-1 isomers which may be separated and carried on to the final product(s) 9-3 individually or as a mixture as detailed in Scheme 5. Alternatively, a second reductive alkylation of 9-2 as in Scheme 8 affords 9-4 which may be separable or used as a mixture to give final product(s) 9-5. Also, more extended amino-acid esters, such as a β -alanine ester (9-6, $n = 1$) or 4-aminobutyrate (9-6, $n = 2$), which may also be substituted on the chain or
- 10

on N, can be employed to give 9-7. These intermediates can then be converted to final product(s) 9-8 as described in Scheme 5 and/or 8.

SCHEME 10

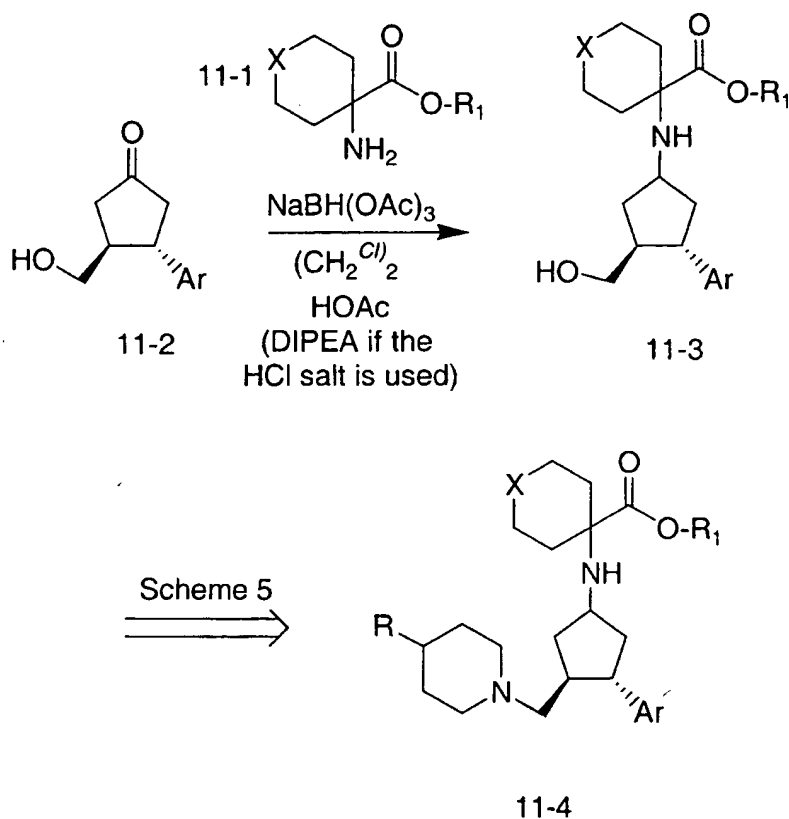
5



An alternative route for the preparation of some 1,3,4-trisubstituted cyclopentanes within the scope of the instant invention is given in Scheme 10.

- 10 Reductive alkylation, using for example sodium triacetoxyborohydride or sodium cyanoborohydride, of a cyclic secondary amino-acid 10-1, such as D- or L-proline t-butyl ester ($n = 0$), β -proline t-butyl ester ($n = 0$), 2-, 3-, and 4-t-butylcarboxypiperidine ($n = 1$), with the ketone-alcohol 10-2 (Scheme 4) gives 10-3 and 10-4 as a mixture of C-1 isomers which may be separated. These intermediates
- 15 can then be converted to the final product(s) as described in Scheme 5.

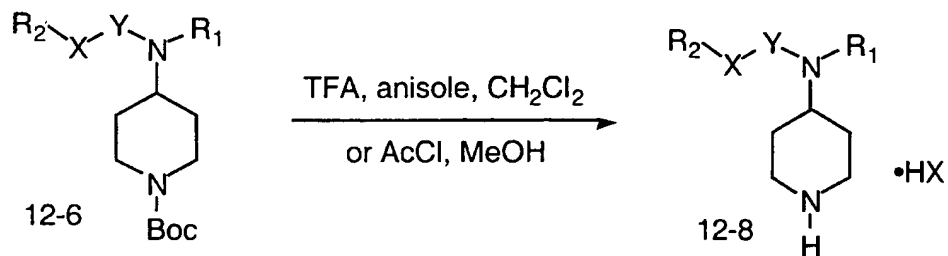
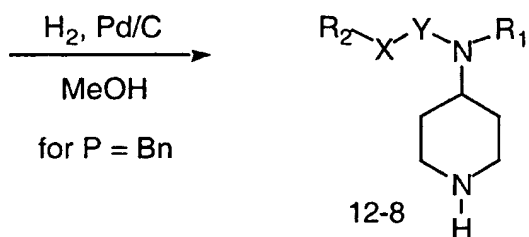
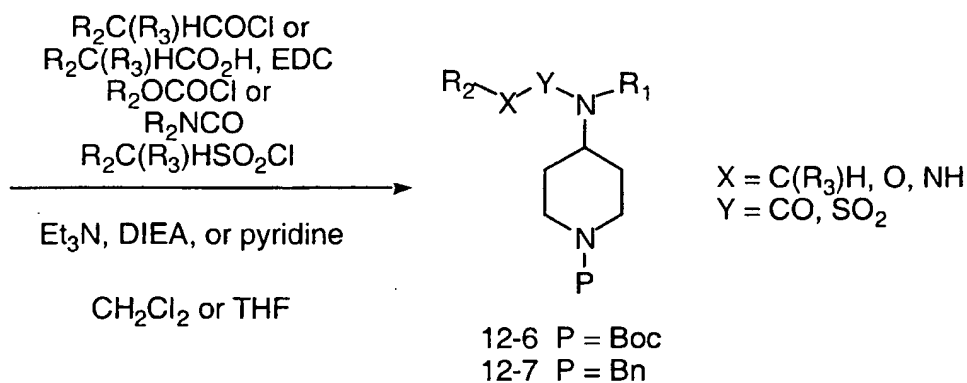
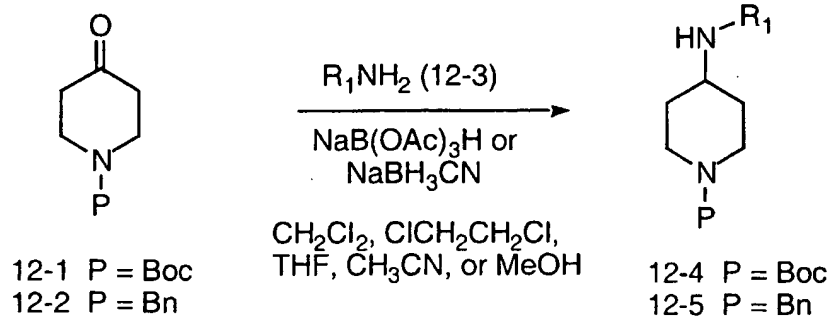
SCHEME 11



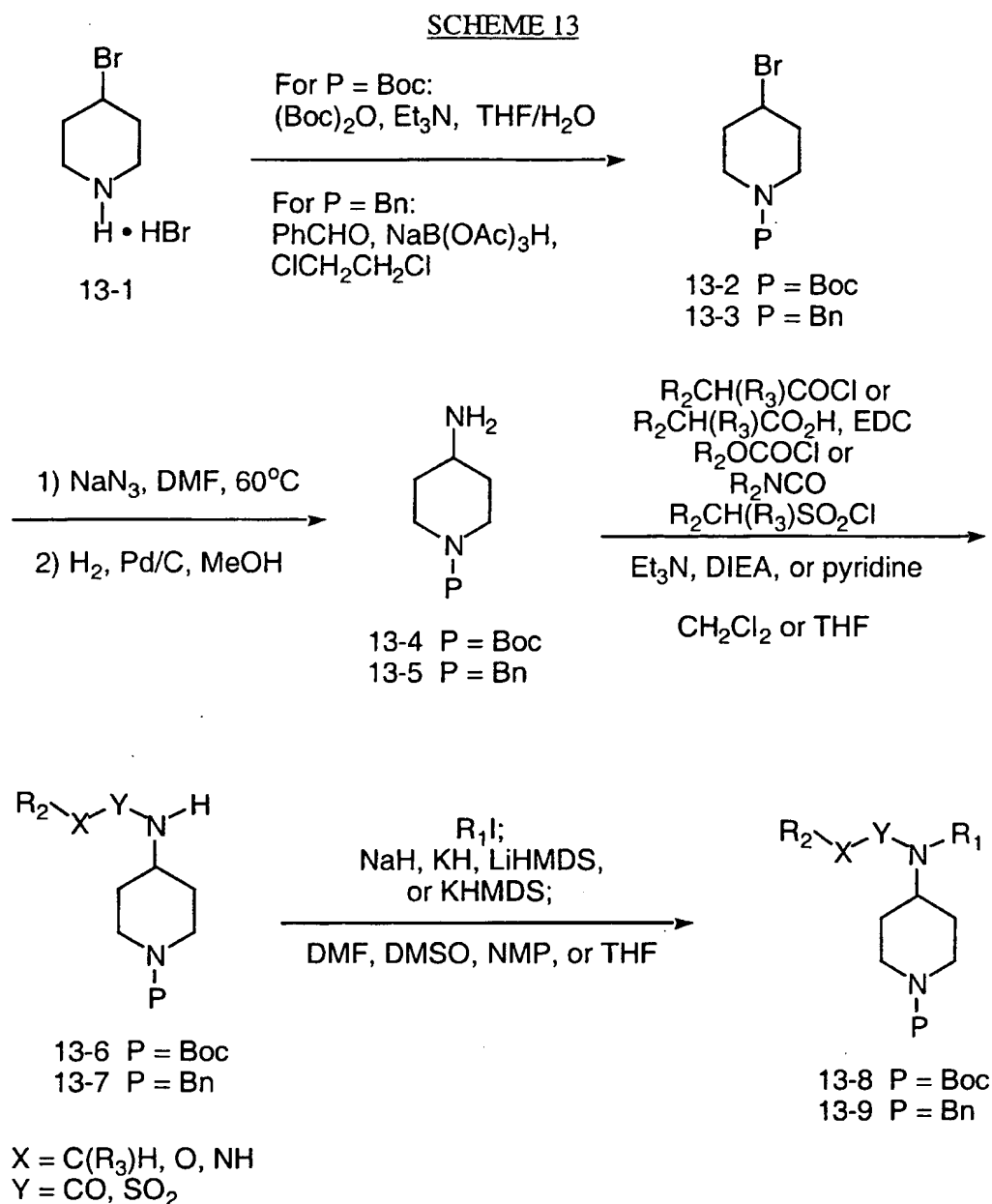
An alternative route for the preparation of some 1,3,4-trisubstituted cyclopentanes within the scope of the instant invention is given in Scheme 11.

- 5 Reductive alkylation, using for example sodium triacetoxyborohydride or sodium cyanoborohydride, of a cycloalkyl amino-acid 11-1, such as 1-aminocyclopentane carboxylic acid t-butyl ester (X = single bond) or a heterocyclic amino-acid, such as 4-aminomorpholin-2-yl carboxylic acid t-butyl ester (X = O) with the ketone-alcohol 11-2 (Scheme 4) gives a mixture of C-1 isomers which may be separated to give, for
- 10 example, 11-3. These intermediates can then be converted to the final product(s) such as 11-4 as described in Scheme 5.

SCHEME 12



Synthetic routes for the preparation of piperidines bearing a 4-substituent containing an amide, carbamate, urea or sulfonamide functional group are given in Scheme 12. Reductive alkylation of commercially available 12-1 or 12-2 with primary amine 12-3 in the presence of sodium triacetoxyborohydride or sodium cyanoborohydride in a suitable solvent (for example, methylene chloride, 1,2-dichloroethane, THF, acetonitrile, or methanol) provides amines 12-4 or 12-5. Acylation is then carried out with an acyl chloride (or a carboxylic acid plus an activating agent, such as EDC, DCC, or BOP-Cl) to provide 12-6 or 12-7 as an amide. Alternatively, acylation with a chloroformate provides 12-6 or 12-7 as a carbamate. Treatment of 12-4 or 12-5 with an isocyanate affords 12-6 or 12-7 as a urea. Treatment of 12-4 or 12-5 with a sulfonyl chloride affords 12-6 or 12-7 as a sulfonamide. For each of these reactions, an amine base is employed, such as triethylamine, DIEA, pyridine, or 2,6-lutidine. In the case of the benzyl-protected derivative 12-7, hydrogenolysis under standard conditions (for example, hydrogen in the presence of palladium on carbon in methanol or ethanol) provided desired intermediate 12-8. For the N-Boc compound 12-6, exposure to suitable anhydrous acidic conditions (for example, trifluoroacetic acid and anisole in methylene chloride at temperatures from 0-25 degrees C or HCl in methanol at 0-25 degrees C) affords the salt of 12-8. This compound is then utilized as the cyclic secondary amine component as shown above in Schemes 3, 4, 5, 6, 8, 9, 10 and 11. Alternatively, if no functionality are present in the alkyl cyclopentane framework that would be adversely effected by the above mentioned chemistry, then 4-piperidone may be attached directly to the alkyl cyclopentane framework described above, and the chemistry described in this paragraph can be carried out equating the alkyl cyclopentane segment to the group P' given in Scheme 12, structures 1 through 7.



- 5 Alternate synthetic routes for the preparation of piperidines bearing a 4-substituent containing an amide, carbamate, urea or sulfonamide functional group are given in Scheme 13. Protection of 4-bromopiperidine can be carried out with several protecting groups for nitrogen. For example, using standard conditions, protection with a Boc group gives 13-2, whereas reductive alkylation with

benzaldehyde yields the N-benzyl derivative 13-3. Displacement of the bromide with sodium azide in warm to hot DMF provides the 4-azidopiperidine derivative, and reduction of the azide with hydrogen in the presence of a palladium catalyst (for the Boc protected intermediate) or with triphenylphosphine followed by hydrolysis (for N-benzyl protected intermediate) provides the aminopiperidine 13-4 or 13-5. Acylation is then carried out with an acyl chloride (or a carboxylic acid plus an activating agent, such as EDC, DCC, or BOP-Cl) to provide 13-6 or 13-7 as an amide. Alternatively, acylation with a chloroformate provides 13-6 or 13-7 as a carbamate. Treatment of 13-4 or 13-5 with an isocyanate affords 13-6 or 13-7 as a urea. Treatment of 13-4 or 13-5 with a sulfonyl chloride affords 13-6 or 13-7 as a sulfonamide. For each of these reactions, an amine base is employed, such as triethylamine, DIEA, pyridine, or 2,6-lutidine. When X = C(R₃)HCO, OCO, or SO₂ compounds 13-6 and 13-7 may optionally be alkylated by treatment with a base such as sodium hydride, potassium hydride, LiHMDS, KHMDS, or NaHMDS followed by treatment with an alkyl iodide, allyl halide, or propargyl halide. Solvents such as DMF, DMSO, N-methylpyrrolidine or THF are suitable. These procedures provide carbamate, urea, amide or sulfonamide 13-8 and 13-9. Removal of the protecting groups is then carried out as shown in Scheme 12 above, and the resulting 1-unsubstituted piperidines are then utilized as noted in the descriptions for Schemes 3, 4, 5, 6, 8, 9, 10 and 11.

In some cases the order of carrying out the foregoing reaction schemes may be varied to facilitate the reaction or to avoid unwanted reaction products. The following examples are provided for the purpose of further illustration only and are not intended to be limitations on the disclosed invention.

GENERAL

Concentration of solutions was carried out on a rotary evaporator under reduced pressure. Flash chromatography was carried out on silica gel (230-400 mesh). NMR spectra were obtained in CDCl₃ solution unless otherwise noted. Coupling constants (J) are in hertz (Hz). Abbreviations: diethyl ether (ether), triethylamine (TEA), N,N-diisopropylethylamine (DIEA) saturated aqueous (sat'd), room temperature (rt), hour(s) (h), minute(s) (min).

35

HPLC CONDITIONS

HPLC A. Retention time using the following conditions: Column: YMC ODS A, 5 μ , 4.6 x 50 mm; Gradient Eluant: 10:90 to 90:10 v/v CH₃CN/H₂O + 0.5% TFA over 4.5 min, hold 30 sec; Detection: PDA, 210-400 nm; Flow Rate: 2.5 mL/min.

HPLC B. Retention time using the following conditions: Column: Analytical Sales & Services Advantage HL C18 5 μ 4.6 x 100 mm column; Gradient Eluant: 10:90 to 90:10 v/v CH₃CN/H₂O + 0.5% TFA over 10 min, hold 2 min; Detection: PDA, 200-400 nm; Flow Rate: 2.25 mL/min.

The following are representative Procedures for the preparation of the piperidines used in the following Examples or which can be substituted for the piperidines used in the following Examples which may not be commercially available.

PROCEDURE 1

4-(*N*-(*t*-Butoxycarbonyl)-*N*-(ethyl)amino)piperidine

Step A: (1-Benzyloxycarbonylpiperidin-4-yl)isocyanate

To a solution of 9.72 g (34.8 mmol) of 1-benzyloxycarbonyl-4-carboxypiperidine in 100 mL of methylene chloride was added 2 drops of DMF and then slowly 3.34 mL (38.3 mmol) of oxalyl chloride. The reaction was stirred at rt for 1 h (gas evolution had stopped) and the volatiles were removed *in vacuo* followed by evaporation of a portion of toluene.

The above residue was taken up in 100 mL of acetone and slowly added to a solution of 5.66 g (87 mmol) of sodium azide in 25 mL of water and 25 mL of acetone while stirred in an ice bath. The reaction was stirred at 0 °C for 1.5 h and then diluted with ice water and extracted twice with 2x150 mL of toluene. The organic layers were each washed with a portion of brine, dried over sodium sulfate, combined and concentrated to about 100 mL *in vacuo* with a minimum of heating. The remaining solution was slowly heated to 85 °C for 1.5 h and then concentrated to dryness *in vacuo* to afford about 9.5 g of crude title product which can be used directly in subsequent reactions.

Step B: 1-Benzyloxycarbonyl-4-(t-butoxycarbonylamino)piperidine

A solution of 3.2 g (12.3 mmol) of (1-benzyloxycarbonylpiperidin-4-yl)isocyanate from Step A in 25 mL of DMF was slowly added to a suspension of CuCl₃ in 25 mL of DMF and 12 mL of t-butanol. The reaction was stirred for 24 h

5 and then diluted with water and extracted twice with 1:1 ether : ethyl acetate. The organic layers were each washed with a portion of water and brine, dried over sodium sulfate, combined and concentrated. The residue was purified by FC eluting with 20% ethyl acetate in hexanes to afford 685 mg of title compound.

10 ¹H NMR (400 MHz, CDCl₃): δ 1.26 (m, 2 H), 1.42 (s, 9 H), 1.90 (br d, J = 12, 2 H), 2.90 (br t, 2 H), 3.58 (m, 1 H), 4.08 (m, 2 H), 4.42 (br s, 1 H), 5.09 (s, 2 H), 7.33 (m, 5 H).

Step C: 1-Benzyloxycarbonyl-4-(N-(t-butoxycarbonyl-N-(ethyl)amino)piperidine

15 To a solution of 476 mg (1.42 mmol) of 1-benzyloxycarbonyl-4-(t-butoxycarbonylamino)piperidine from Step B and 0.24 mL (2.8 mmol) of ethyl iodide in 10 mL of DMF was added 85 mg (2.1 mmol) of 60% sodium hydride in mineral oil. The reaction was stirred for 16 h and was then poured into water and extracted

20 three times with ether. The organic layers were each washed with a portion of water and brine, dried over sodium sulfate, combined and concentrated. The residue was purified by FC eluting with 15% ethyl acetate in hexanes to afford 409 mg of title compound.

25 ¹H NMR (400 MHz, CDCl₃): δ 1.06 (t, J = 7, 3 H), 1.44 (s, 9 H), 1.5-1.7 (2 m, 4 H), 2.78 (m, 2 H), 3.1 (m, 2 H), 4.10 (m, 1 H), 4.25 (m, 2 H), 5.10 (s, 2 H), 7.33 (m, 5 H).

Step D: 4-(N-(t-Butoxycarbonyl)-N-(ethyl)amino)piperidine

30 A solution of 400 mg (1.1 mmol) of 1-benzyloxycarbonyl-4-(N-(t-butoxycarbonyl-N-(ethyl)amino)piperidine from Step C in 4 mL of methanol was hydrogenated with 40 mg of 10% Pd/C under a hydrogen balloon for 16 h. The reaction was filtered and concentrated *in vacuo* to give the title compound which was used directly in the next step.

PROCEDURE 2

4-(*N*-Methoxycarbonyl-*N*-(ethyl)amino)piperidine

Step A: 1-Benzyloxycarbonyl-4-(methoxycarbonylamino)piperidine

5 To a solution of 1.0 g (3.9 mmol) of (1-benzyloxycarbonylpiperidin-4-yl)isocyanate from Procedure 1, Step A in 10 mL of methanol was added 5 mg (cat) of DMAP. The reaction was stirred under nitrogen at rt for 24 h and then poured into water containing 2 mL of 2 N hydrochloric acid and was extracted twice with ethyl acetate. The organic layers were each washed with a portion of brine, dried over
10 sodium sulfate, combined and concentrated to give 1.4 g of the crude title compound which can be used directly in subsequent reactions.

^1H NMR (400 MHz, CDCl_3): δ 1.32 (m, 2 H), 1.92 (br d, $J = 10$, 4 H), 2.91 (v br t, 2 H), 3.66 (br s, 3 H), 4.10 (m, 1 H), 4.58 (br s, 1 H), 5.09 (s, 2 H), 7.33 (m, 5 H).

15

Step B: 1-Benzyloxycarbonyl-4-(*N*-methoxycarbonyl(*N*-ethyl)amino)piperidine

To 82 mg (0.28 mmol) of 1-benzyloxycarbonyl-4-(methoxycarbonylamino)piperidine from Step A and 0.045 mL (0.56 mmol) of ethyl iodide in 4 mL of DMF under nitrogen was added 22 mg (0.56 mmol) of 60% sodium hydride in mineral oil. The reaction was stirred at rt for 1 h and was then poured into water containing 1 mL of 2 N hydrochloric acid and extracted twice with ether. The organic layers were each washed with a portion of brine, dried over sodium sulfate, combined and concentrated. The residue was purified by FC eluting with 50% ethyl
20 acetate in hexanes to afford 87 mg of title compound.

25

^1H NMR (400 MHz, CDCl_3): δ 1.07 (t, $J = 7$, 3 H), 1.5-1.8 (m, 4 H), 2.79 (m, 2 H), 3.15 (m, 2 H), 3.68 (s, 3 H), 4.10 (m, 1 H), 4.26 (m, 2 H), 5.10 (s, 2 H), 7.34 (m, 5 H).

30 Step C: 4-(*N*-Methoxycarbonyl-*N*-(ethyl)amino)piperidine

Using essentially the same procedure as in Procedure 1, Step D, 85 mg (0.27 mmol) of 1-benzyloxycarbonyl-4-(*N*-(methoxycarbonyl)-*N*-(ethyl)amino)piperidine from Step B was hydrogenated to afford 37 mg of the title compound.

PROCEDURE 3

4-(Dimethylaminocarbonylamino)piperidine

5 Step A: 1-Benzyloxycarbonyl-4-(dimethylaminocarbonylamino)piperidine
To 0.83 g (3.2 mmol) of (1-benzyloxycarbonylpiperidin-4-
yl)isocyanate from Procedure 1, Step A in 10 mL was added 16 mL (32 mmol) of 2 M
dimethylamine in THF. The reaction was stirred under nitrogen at rt for 24 h and then
10 poured into water containing 20 mL of 2 N hydrochloric acid and was extracted twice
with ethyl acetate. The organic layers were each washed with a portion of brine, dried
over sodium sulfate, combined and concentrated to give 0.95 g of the crude title
compound which can be used directly in subsequent reactions.

¹H NMR (400 MHz, CDCl₃): δ 1.25 (m, 2 H), 1.95 (br d, J = 10, 2 H), 2.86 (br s, 6
15 H + 2 H), 3.79 (m, 1 H), 4.0-4.25 (m, 3 H), 5.09 (s, 2 H), 7.35 (m, 5 H).

Step B: 4-(Dimethylaminocarbonylamino)piperidine

Using essentially the same procedure as in Procedure 1, Step D, 1.4 g
(4.6 mmol) of 1-benzyloxycarbonyl-4-(dimethylaminocarbonylamino)piperidine from
20 Step A was hydrogenated to afford 690 mg of the title compound.

PROCEDURE 4

4-(*N*-(Benzyloxycarbonyl)-*N*-(prop-1-yl)amino)piperidine

25 Step A: 4-Azido-1-*t*-butoxycarbonylpiperidine
To a solution of 45.3 g (172 mmol) of 4-bromo-1-*t*-
butoxycarbonylpiperidine in 750 mL of DMF was added 22.3 g (343 mmol) of
sodium azide and 2.5 g (17 mmol) of sodium iodide. The reaction was stirred at rt for
24 h and then at 60 °C for 4 h. The mixture was poured into water containing 20 mL
30 of sodium bicarbonate and extracted twice with 1:1 ether:hexanes. The organic layers
were each washed with a portion of water and brine, dried over sodium sulfate,
combined and concentrated. The residue was purified by FC eluting with 5 - 10%
ethyl acetate in hexanes to afford 39 g of title compound having a trace of elimination
byproduct.

^1H NMR (400 MHz, CDCl_3): δ 1.43 (s, 9 H), 1.52 (m, 2 H), 1.85 (m, 2 H), 3.07 (m, 2 H), 3.55 (m, 1 H), 3.78 (m, 2 H).

5 Step B: 4-Amino-1-t-butoxycarbonylpiperidine
A solution of 4.05 g (17.9 mmol) of 4-azido-1-t-butoxycarbonylpiperidine from Step A in 50 mL of methanol was hydrogenated with 350 mg of 10% Pd/C under a hydrogen balloon for 16 h when the reaction was complete by TLC (10% ethyl acetate in hexanes). The catalyst was filtered off and the
10 volatiles removed *in vacuo* to give 3.5 g of title compound which was used directly in subsequent reactions.

Step C: 4-Benzyloxycarbonylamino-1-t-butoxycarbonylpiperidine
To a solution of 1.2 g (6.0 mmol) 4-amino-1-t-
15 butoxycarbonylpiperidine from Step B in 40 mL of methylene chloride was added 3.15 mL (18 mmol) of DIPEA and 1.03 mL (7.2 mmol) of benzyl chloroformate while cooled in an ice bath. After 0.5 h the reaction was quenched with aqueous sodium carbonate and extracted three times with methylene chloride. The organic layers were each washed with a portion of brine, dried over sodium sulfate, combined and
20 concentrated. The residue was purified by FC eluting with 25% ethyl acetate in hexanes to afford 1.94 g of title compound.

^1H NMR (400 MHz, CDCl_3): δ 1.26 (m, 2 H), 1.42 (s, 9 H), 1.90 (br d, $J = 12$, 2 H), 2.90 (br t, 2 H), 3.58 (m, 1 H), 4.08 (m, 2H), 4.42 (br s, 1 H), 5.09 (s, 2 H), 7.33 (m, 5
25 H).

Step D: 4-(*N*-(Benzyloxycarbonyl)-*N*-((prop-1-yl)amino)-1-t-butoxycarbonylpiperidine
To 110 mg (0.32 mmol) 4-benzyloxycarbonylamino-1-t-
30 butoxycarbonylpiperidine from Step C and 0.16 mL (1.6 mmol) of *n*-propyl iodide in 2 mL of DMF under nitrogen was added 26 mg (0.65 mmol) of 60% sodium hydride in mineral oil. The reaction was stirred at rt for 16 h and was then poured into water and extracted twice with ether. The organic layers were each washed with a portion of brine, dried over sodium sulfate, combined and concentrated. The residue was

purified by FC eluting with 20% ethyl acetate in hexanes to afford 90 mg of title compound.

5 Step E: 4-(*N*-(Benzyloxycarbonyl)-*N*-(prop-1-yl)amino)piperidine hydrochloride salt

To a solution of 2.4 mmol of HCl in 2 mL of methanol (prepared by the addition of 0.17 mL of acetyl chloride at 0 °C and stirring for 10 min) was added 90 mg of 4-(*N*-(benzyloxycarbonyl)-*N*-(prop-1-yl)amino)-1-*t*-butoxycarbonylpiperidine. The mixture was stirred at rt for 16 h at which time the
10 reaction was complete by TLC (20% ethyl acetate in hexanes) and was evaporated to dryness *in vacuo* to afford 75 mg of the title compound as the hydrochloride salt.

PROCEDURE 5

15 4-(*N*-(Benzyloxycarbonyl)-*N*-(allyl)amino)piperidine hydrochloride

Step A: 4-(*N*-(Benzyloxycarbonyl)-*N*-(allyl)amino)-1-(*t*-butoxycarbonyl)piperidine

Sodium hydride (47 mg of 60% oil dispersion, 1.2 mmol) was added to a solution of 4-(benzyloxycarbonylamino)-1-(*t*-
20 butoxycarbonyl)piperidine (200 mg, 0.598 mmol) from Procedure 4, Step C and allyl bromide (0.251 mL, 351 mg, 2.9 mmol) in 2.0 mL of DMF, and the reaction was stirred overnight at rt. The reaction mixture was poured into 20 mL of water and extracted with 3 x 20 mL of ethyl ether. The combined organic layers were washed with 30 mL of brine, dried over sodium sulfate, and evaporated. The
25 crude product was purified by flash column chromatography on silica gel, eluting with 20% ethyl acetate in hexane, to give 246 mg of the title compound as a viscous oil.

30 Mass spectrum (ESI): $m/z = 275$ (M-99, 100%).

Step B: 4-(*N*-(Benzyloxycarbonyl)-*N*-(allyl)amino)piperidine hydrochloride
Acetyl chloride (0.467 mL, 516 mg, 6.57 mmol) was added to 2.0 mL of methanol at 0 °C and the mixture was stirred for 10 min to give a solution of HCl. 4-(*N*-(Benzyloxycarbonyl)allylamino)-1-(*t*-butoxycarbonyl)piperidine

from Step A (123 mg, 0.33 mmol) was then added and the resulting solution was stirred for 1 h at 0 °C and 1 h at rt. The solution was evaporated to give the title compound as a crystalline solid in quantitative yield.

5 ¹H NMR (400 MHz, CD₃OD): δ 7.39-7.28 (m, 5 H), 5.84 (ddt, 1 H, J = 17, 10, 5 Hz), 5.21-5.10 (m, 4 H), 4.10-3.98 (m, 1 H), 3.90 (d, 2 H, J = 5 Hz), 3.43 (br d, 2 H, J = 13 Hz), 3.04 (br t, 2 H, J = 13 Hz), 2.18-2.02 (m, 2 H), 1.93 (d, 2 H, J = 13 Hz).

Mass spectrum (CI): m/z = 275 (M+1, 100%).

10

PROCEDURE 6

4-(*N*-(4-Nitrobenzyloxycarbonyl)-*N*-(allyl)amino)piperidine hydrochloride

Step A: 1-(*t*-Butoxycarbonyl)-4-(*N*-(4-nitrobenzyloxycarbonyl)-*N*-
15 (allyl)amino)piperidine

Allylamine (0.45 mL, 0.34 g, 6.0 mmol), acetic acid (0.300 mL, 315 mg, 5.24 mmol), and 3 Å molecular sieves (2.00 g) were added to a solution of 1-(*t*-butoxycarbonyl)-4-piperidone (1.00 g, 5.01 mmol) in 14 mL of 1,2-dichloroethane. After stirring 0.5 h at rt, sodium triacetoxyborohydride (1.62 g, 20 7.6 mmol) was added in two portions 5 min apart. After an additional 3 h, the mixture was partitioned between 30 mL of ethyl acetate and 20 mL of saturated aqueous sodium bicarbonate. The aqueous layer was extracted with 30 mL of ethyl acetate and the organic layers were washed in succession with 20 mL of brine, combined, dried over sodium sulfate, and evaporated to give 1.20 g of crude
25 4-(allylamino)-1-(*t*-butoxycarbonyl)piperidine as a yellow syrup.

A portion of the crude 4-(allylamino)-1-(*t*-butoxycarbonyl)piperidine (400 mg, 1.66 mmol) was dissolved in 10 mL of dichloromethane and treated with *N,N*-diisopropylethylamine (0.700 mL, 519 mg, 4.0 mmol) and 4-nitrobenzyl chloroformate (392 mg, 1.82 mmol). After stirring 3
30 h at rt, the mixture was diluted with 30 mL of ethyl acetate and washed with 15 mL each of 2 N aqueous HCl, saturated aqueous sodium bicarbonate, and brine. The organic layer was dried over sodium sulfate, and evaporated. The residue was purified by flash column chromatography on silica gel, eluting with 30% ethyl acetate in hexane, to give 572 mg of the title compound as a colorless syrup.

- ¹H NMR (400 MHz, CDCl₃): δ 8.22 (d, 2 H, J = 8 Hz), 7.50 (d, 2 H, J = 8 Hz), 5.80 (ddt, 1 H, J = 17, 10, 5 Hz), 5.23 (s, 2 H), 5.18-5.09 (m, 2 H), 4.27-4.08 (m, 3 H), 3.89-3.79 (m, 2 H), 2.79-2.66 (m, 2 H), 1.74-1.52 (m, 4 H), 1.46 (s, 9 H).
- 5 Mass spectrum (ESI): m/z = 420 (M+1, 27%), 437 (M+1+NH₃, 100%).

Step B: 4-(*N*-(4-Nitrobenzyloxycarbonyl)-*N*-(allyl)amino)piperidine hydrochloride

- The title compound was prepared according to the procedure of
- 10 Procedure 4, Step E, replacing 4-(*N*-(benzyloxycarbonyl)-*N*-(ethyl)amino)-1-(*t*-butoxycarbonyl)piperidine with 1-(*t*-butoxycarbonyl)-4-(*N*-(4-nitrobenzyloxycarbonyl)-*N*-(allyl)amino)piperidine.

- ¹H NMR (400 MHz, CD₃OD): δ 8.24 (d, 2 H, J = 8 Hz), 7.60 (d, 2 H, J = 8 Hz), 5.87 (ddt, 1 H, J = 17, 10, 5 Hz), 5.27 (s, 2 H), 5.23-5.13 (m, 2 H), 4.14-3.94 (m, 1 H), 3.94 (d, 2 H, J = 5 Hz), 3.45 (d, 2 H, J = 13 Hz), 3.06 (t, 2 H, J = 13 Hz), 2.20-2.03 (m, 2 H), 2.02-1.90 (m, 2 H).
- 15 Mass spectrum (ESI): m/z = 320 (M+1, 93%).

20 PROCEDURE 7

The following substituted piperidines were prepared following the procedures described in Procedure 2 but substituting the appropriate alcohol and/or alkylating agent in Step A and B.

- 25 4-(*N*-(Methoxycarbonyl)-*N*-(hex-1-yl)amino)piperidine
 4-(*N*-(Methoxycarbonyl)-*N*-(3,5,5-trimethylhex-1-yl)amino)piperidine
 4-(*N*-(Ethoxycarbonyl)-*N*-(cyclohexylmethyl)amino)piperidine

PROCEDURE 8

- 30 The following substituted piperidines were prepared following the procedures described in Procedure 4 but substituting the appropriate alkyl bromide or iodide for *n*-propyl iodide in Step D.

4-(*N*-(Benzyloxycarbonyl)-*N*-(ethyl)amino)piperidine hydrochloride

- 4-(*N*-(Benzyloxycarbonyl)-*N*-(2-methylprop-1-yl)amino)piperidine hydrochloride
 4-(*N*-(Benzyloxycarbonyl)-*N*-(ethyl)amino)piperidine hydrochloride
 4-(*N*-(Benzyloxycarbonyl)-*N*-(prop-2-yl)amino)piperidine hydrochloride
 4-(*N*-(Benzyloxycarbonyl)-*N*-(cyclopropylmethyl)amino)piperidine hydrochloride
 5 4-(*N*-(Benzyloxycarbonyl)-*N*-(1-methylprop-1-yl)amino)piperidine hydrochloride

PROCEDURE 9

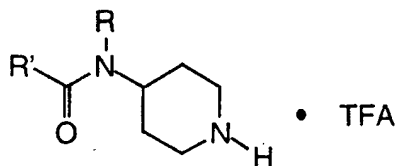
- The following substituted piperidines were prepared following the procedures described in Procedure 6 but substituting the appropriate alkyl amine and/or acylating agent in Step A.
- 10

- 4-(*N*-(3-Nitrobenzyloxycarbonyl)-*N*-(propargyl)amino)piperidine hydrochloride
 4-(*N*-(2-Nitrobenzyloxycarbonyl)-*N*-(propargyl)amino)piperidine hydrochloride
 4-(*N*-(4-Nitrobenzylaminocarbonyl)-*N*-(allyl)amino)piperidine hydrochloride
 15 4-(*N*-(3-Nitrobenzylaminocarbonyl)-*N*-(allyl)amino)piperidine hydrochloride
 4-(*N*-(2-Nitrobenzylaminocarbonyl)-*N*-(allyl)amino)piperidine hydrochloride
 4-(*N*-(4-Nitrobenzylcarbonyl)-*N*-(allyl)amino)piperidine hydrochloride
 4-(*N*-(3-Nitrobenzylcarbonyl)-*N*-(allyl)amino)piperidine hydrochloride
 4-(*N*-(4-Nitrobenzyloxycarbonyl)-*N*-(propargyl)amino)piperidine hydrochloride
 20 4-(*N*-(Benzyloxycarbonyl)-*N*-(prop-1-yl)amino)piperidine hydrochloride
 4-(*N*-(Phenylcarbonyl)-*N*-(prop-1-yl)amino)piperidine hydrochloride
 4-(*N*-(Benzylcarbonyl)-*N*-(prop-1-yl)amino)piperidine hydrochloride
 4-(*N*-(Cyclohexyloxycarbonyl)-*N*-(prop-1-yl)amino)piperidine hydrochloride
 4-(*N*-(2-Phenyleth-1-yloxycarbonyl)-*N*-(prop-1-yl)amino)piperidine hydrochloride
 25 4-(*N*-(3-Phenylprop-1-yloxycarbonyl)-*N*-(prop-1-yl)amino)piperidine hydrochloride
 4-(*N*-(4-Phenylbenzyloxycarbonyl)-*N*-(prop-1-yl)amino)piperidine hydrochloride
 4-(*N*-(2-Naphthylmethyloxycarbonyl)-*N*-(prop-1-yl)amino)piperidine hydrochloride
 4-(*N*-(1-Naphthylmethyloxycarbonyl)-*N*-(prop-1-yl)amino)piperidine hydrochloride
 4-(*N*-(4-Methylbenzyloxycarbonyl)-*N*-(prop-1-yl)amino)piperidine hydrochloride
 30 4-(*N*-(4-Trifluoromethylbenzyloxycarbonyl)-*N*-(prop-1-yl)amino)piperidine hydrochloride
 4-(*N*-(Butyloxycarbonyl)-*N*-(prop-1-yl)amino)piperidine hydrochloride
 4-(*N*-(Benzylaminocarbonyl)-*N*-(prop-1-yl)amino)piperidine hydrochloride

35

PROCEDURE 10

The following set of 70 substituted piperidines were prepared as their di-TFA salts following the procedures described in Procedure 6 but substituting the appropriate alkyl amine and acylating agent in Step A and using TFA at rt in Step B.



5

R = _____

Methyl

Ethyl

10 n-Propyl

n-Butyl

Allyl

Cyclopropylmethyl

2-Methylcycloprop-1-yl

15

R' = _____

Benzyloxy

4-Nitrobenzyloxy

2-Phenyleth-1-yloxy

20 2-(4-Nitrophenyl)eth-1-yloxy

Benzylamino

4-Nitrobenzylamino

2-Phenyleth-1-yl

2-(4-Nitrophenyl)eth-1-yl

25 Phenoxyethyl

4-Nitrophenoxymethyl

EXAMPLE 1

N-(1-(SR)-3-(SR)-((4-(*N*-(Benzylaminocarbonyl)-*N*-(prop-1-yl)amino)piperidin-1-yl)methyl)-4-(SR)-phenylcyclopent-1-yl)glycine di-hydrochloride salt and *N*-(1-(RS)-3-(SR)-((4-(*N*-(benzylaminocarbonyl)-*N*-(prop-1-yl)amino)piperidin-1-yl)methyl)-4-(SR)-phenylcyclopent-1-yl)glycine di-hydrochloride salt

Step A: Methyl (+)-*trans*-4-methylene-2-phenylcyclopentanoate

A mixture of methyl *trans*-cinnamate (5.0 g, 31 mmol),
tetrakis(triphenylphosphine) palladium(0) (2.6 g, 2.3 mmol), 1,2-
5 bis(diphenylphosphino)ethane (0.70 g, 1.8 mmol) and 2-((trimethylsilyl)methyl)-2-
propen-1-yl acetate (6.90 g, 37 mmol) in THF (60 mL) under argon was heated to
reflux for 4 h. An additional aliquot of 2-((trimethylsilyl)methyl)-2-propen-1-yl
acetate (3.40 g) was added and the reaction was continued for another 16 h. The
volatiles were then removed *in vacuo* and the residue was purified by FC (10% ethyl
10 acetate in hexanes) to afford the title compound (6.2 g).

NMR (CDCl₃) δ: 2.52 (m, 1 H), 2.68 (m, 1 H), 2.75-2.9 (m, 2 H), 2.95 (ddd, 1 H),
3.45 (ddd, 1 H), 3.57 (s, 3 H), 4.92 (m, 2 H), 7.15-7.3 (m, 5 H).

15 **Step B:** (+)-*trans*-1-Hydroxymethyl-4-methylene-2-phenylcyclopentane

To a solution of methyl (+)-*trans*-4-methylene-2-
phenylcyclopentanoate (5.0 g, 23 mmol) from Step A in THF (30 mL) under nitrogen
was added dropwise over 10 min 1M lithium aluminum hydride (LAH) in THF (23
mL). After 2 h at rt, the excess LAH was quenched by dropwise addition of ethyl
20 acetate and the reaction was then poured into dilute aq. HCl. The mixture was
extracted twice with ether and the organic layers were washed with brine, dried over
sodium sulfate, combined and concentrated. The residue was purified by FC (20 -
30% ethyl acetate in hexanes) to afford the title product (4.5 g) as a white solid.

25 **Step C:** (+)-*trans*-4-Methylene-2-phenylcyclopentanecarboxaldehyde

To a solution of oxalyl chloride (1.16 mL, 13.3 mmol) in
methylene chloride (50 mL) at -70 °C was added dropwise DMSO (1.88 mL, 26.6
mmol). After 15 min, a solution of (+)-*trans*-1-hydroxymethyl-4-methylene-2-
phenylcyclopentane from Step B (1.0 g, 5.3 mmol) in methylene chloride (10 mL) was
30 added. The reaction was stirred at -70 °C for 1.5 h and then DIPEA (9.25 mL, 53
mmol) in methylene chloride (10 mL) was added dropwise over 5 min. After a further
10 min, the mixture was allowed to warm to rt for 1 h and then diluted with methylene
chloride and poured into dilute aq. HCl. The layers were separated. The aq. layer was
reextracted with a second portion of methylene chloride and the organic layers were
35 each washed with brine, dried over sodium sulfate, combined and concentrated *in*

vacuo. The residue was purified by FC (20% ethyl acetate in hexanes) to give the title product (0.88 g) after vacuum drying.

Step D: 1-Methylene-3-(SR)-((4-(N-(benzylaminocarbonyl)-N-(prop-1-yl)amino)piperidin-1-yl)methyl)-4-(SR)-phenylcyclopentane

5 To a solution of (+)-*trans*-4-methylene-2-phenylcyclopentanecarboxaldehyde from Step C (880 mg, 4.7 mmol) in 1,2-dichloroethane (50 mL) was added 4-(N-(benzylaminocarbonyl)-N-(prop-1-yl)amino)piperidine hydrochloride (1.62 g, 5.2 mmol) and DIPEA (1.0 mL, 5.7
10 mmol). After 15 min, sodium triacetoxyborohydride (2.0 g, 9.5 mmol) was added and the reaction was stirred at rt for 4 h. The reaction was diluted with methylene chloride, quenched with aq. sodium carbonate and extracted 3 times with methylene chloride. The organic layers were each washed with brine, dried over sodium sulfate, combined and concentrated *in vacuo*. The residue was purified by FC eluting with
15 60% ethyl acetate in hexanes to give the title product (1.8 g) as the free amine. MS (NH₃/ESI): m/z 448 (M + 1).

Step E: 3-(SR)-((4-(N-(Benzylaminocarbonyl)-N-(prop-1-yl)amino)piperidin-1-yl)methyl)-4-(SR)-phenylcyclopentan-1-one

20 To a solution of 1-methylene-3-(SR)-((4-(N-(benzylaminocarbonyl)-N-(prop-1-yl)amino)piperidin-1-yl)methyl)-4-(SR)-phenylcyclopentane from Step D (1.8 g, 4.0 mmol) in methanol (50 mL) was added 1M hydrogen chloride in ether (6.0 mL, 6.0 mmol). The solution was cooled in a dry ice/acetone bath and ozone was bubbled into the solution until the blue color persisted. The excess ozone was removed with a
25 stream of nitrogen and then dimethylsulfide (5 mL) was added. After 10 min, the bath was removed and the reaction was allowed to warm to rt over 16 h. The volatiles were removed *in vacuo* and the residue was purified by FC (ethyl acetate, then 1% DIPEA in ethyl acetate) to give the title compound (1.13 g).

30 Step F: N-(1-(SR)-3-(SR)-((4-(N-(Benzylaminocarbonyl)-N-(prop-1-yl)amino)piperidin-1-yl)methyl)-4-(SR)-phenylcyclopent-1-yl)glycine t-butyl ester (higher R_f) and N-(1-(RS)-3-(SR)-((4-(N-(benzylaminocarbonyl)-N-(prop-1-yl)amino)piperidin-1-yl)methyl)-4-(SR)-phenylcyclopent-1-yl)glycine t-butyl ester (lower R_f)

To a solution of 3-(SR)-((4-(*N*-(benzylaminocarbonyl)-*N*-(prop-1-yl)amino)piperidin-1-yl)methyl)-4-(SR)-phenylcyclopentan-1-one (52 mg, 0.12 mmol) from Step E, glycine *t*-butyl ester hydrochloride (60 mg, 0.36 mmol) and DIPEA (0.063 mL, 0.36 mmol) in 1,2-dichloroethane (2 mL) at rt was added sodium triacetoxymethylborohydride (100 mg, 0.47 mmol). The reaction was stirred at rt for 16 h and was then diluted with methylene chloride, quenched with aq. sodium carbonate and extracted 3 times with methylene chloride. The organic layers were each washed with brine, dried over sodium sulfate, combined and concentrated *in vacuo*. The residue was purified by Prep TLC eluting with 75% ethyl acetate in hexanes to give separation of the two C-1 diastereomeric racemic title products as the free amines. The stereochemistry for each was assigned based on the results of Example 6, 7 and 8. (higher R_f): MS (NH_3/ESI): m/z 563 ($M + 1$). (lower R_f): MS (NH_3/ESI): m/z 563 ($M + 1$).

Step G: *N*-(1-(SR)-3-(SR)-((4-(*N*-(Benzylaminocarbonyl)-*N*-(prop-1-yl)amino)piperidin-1-yl)methyl)-4-(SR)-phenylcyclopent-1-yl)glycine di-hydrochloride salt (from higher R_f) and *N*-(1-(RS)-3-(SR)-((4-(*N*-(benzylaminocarbonyl)-*N*-(prop-1-yl)amino)piperidin-1-yl)methyl)-4-(SR)-phenylcyclopent-1-yl)glycine di-hydrochloride salt (from lower R_f)

The individual diastereomers from Step F were each taken up in 1:1 methylene chloride:ether (2 mL) and 1M hydrogen chloride in ether (1 mL) was added. After 3 days at rt the volatiles were removed under nitrogen to give the title racemic compounds as white solids. (from higher R_f): MS (NH_3/ESI): m/z 507 ($M + 1$). (from lower R_f): MS (NH_3/ESI): m/z 507 ($M + 1$).

EXAMPLE 2

N-Methyl-*N*-(1-(SR)-3-(SR)-((4-(*N*-(benzylaminocarbonyl)-*N*-(prop-1-yl)amino)piperidin-1-yl)methyl)-4-(SR)-phenylcyclopent-1-yl)glycine di-hydrochloride salt and *N*-methyl-*N*-(1-(RS)-3-(SR)-((4-(*N*-(benzylaminocarbonyl)-*N*-(prop-1-yl)amino)piperidin-1-yl)methyl)-4-(SR)-phenylcyclopent-1-yl)glycine di-hydrochloride salt

Using essentially the same procedures as in Example 1, Step F and G, but substituting N-methyl glycine t-butyl ester hydrochloride in Step F, the two individual diastereomeric racemic title compounds were obtained but the stereochemistries for each were not assigned.

5 (Each isomer): MS (NH₃/ESI): m/z 521 (M + 1).

EXAMPLE 3

N-(1-(SR and RS)-3-(SR)-((4-(*N*-(Benzylaminocarbonyl)-*N*-(prop-1-yl)amino)piperidin-1-yl)methyl)-4-(SR)-phenylcyclopent-1-yl)-D-alanine di-
10 hydrochloride salt and *N*-(1-(RS and SR)-3-(RS)-((4-(*N*-(benzylaminocarbonyl)-*N*-(prop-1-yl)amino)piperidin-1-yl)methyl)-4-(RS)-phenylcyclopent-1-yl)-D-alanine di-
hydrochloride salt

Using essentially the same procedures as in Example 1, Step F and G, but substituting D-alanine t-butyl ester hydrochloride in Step F, partial separation of the four possible diastereomeric title compounds into three fractions was achieved but the purities and stereochemistries for each were not assigned.

(Each isomer): MS (NH₃/ESI): m/z 521 (M + 1).

20

EXAMPLE 4

N-(1-(SR and RS)-3-(SR)-((4-(*N*-(Benzylaminocarbonyl)-*N*-(prop-1-yl)amino)piperidin-1-yl)methyl)-4-(SR)-phenylcyclopent-1-yl)-L-alanine di-
hydrochloride salt and *N*-(1-(RS and SR)-3-(RS)-((4-(*N*-(benzylaminocarbonyl)-*N*-(prop-1-yl)amino)piperidin-1-yl)methyl)-4-(RS)-phenylcyclopent-1-yl)-L-alanine di-
25 hydrochloride salt

Using essentially the same procedures as in Example 1, Step F and G, but substituting L-alanine t-butyl ester hydrochloride in Step F, partial separation of the four possible diastereomeric title compounds into three fractions was achieved but the purities and stereochemistries for each were not assigned.

(Each isomer): MS (NH₃/ESI): m/z 521 (M + 1).

30

EXAMPLE 5

N-(1-(SR and RS)-3-(SR)-((4-(*N*-(Benzylaminocarbonyl)-*N*-(prop-1-yl)amino)piperidin-1-yl)methyl)-4-(SR)-phenylcyclopent-1-yl)-L-phenylalanine di-
35

hydrochloride salt and *N*-(1-(*RS* and *SR*)-3-(*RS*)-((4-(*N*-(benzylaminocarbonyl)-*N*-(prop-1-yl)amino)piperidin-1-yl)methyl)-4-(*RS*)-phenylcyclopent-1-yl)-*L*-phenylalanine di-hydrochloride salt

5 Using essentially the same procedures as in Example 1, Step F and G, but substituting *L*-phenylalanine *t*-butyl ester hydrochloride in Step F, partial separation of the four possible diastereomeric title compounds into two fractions was achieved but the purities and stereochemistries for each were not assigned. (Each isomer): MS (NH₃/ESI): *m/z* 597 (*M* + 1).

10

EXAMPLE 6

N-(1-(*S*)-3-(*R*)-((4-(*N*-(4-Nitrobenzyloxycarbonyl)-*N*-(allyl)amino)piperidin-1-yl)methyl)-4-(*R*)-phenylcyclopent-1-yl)-*L*-leucine (Isomer 6A), *N*-(1-(*S*)-3-(*S*)-((4-(*N*-(4-nitrobenzyloxycarbonyl)-*N*-(allyl)amino)piperidin-1-yl)methyl)-4-(*S*)-phenylcyclopent-1-yl)-*L*-leucine (Isomer 6B), *N*-(1-(*R*)-3-(*S*)-((4-(*N*-(4-nitrobenzyloxycarbonyl)-*N*-(allyl)amino)piperidin-1-yl)methyl)-4-(*S*)-phenylcyclopent-1-yl)-*L*-leucine (Isomer 6C) and *N*-(1-(*R*)-3-(*R*)-((4-(*N*-(4-nitrobenzyloxycarbonyl)-*N*-(allyl)amino)piperidin-1-yl)methyl)-4-(*R*)-phenylcyclopent-1-yl)-*L*-leucine (Isomer 6D) di-TFA salts

20

Step A: (+)-*trans*-4-Methylene-2-phenylcyclopentanoic acid

To a solution of methyl (+)-*trans*-4-methylene-2-phenylcyclopentanoate prepared as in Example 1, Step A (28.4 g, 131 mmol) in methanol (400 mL) was added 5N sodium hydroxide (131 mL, 656 mmol). The reaction was heated at 65 °C for 1 h then cooled and concentrated. The residue was diluted with water, acidified with 2M hydrochloric acid and extracted twice with methylene chloride. The organic layers were each washed with brine, dried over sodium sulfate, combined and concentrated *in vacuo* to give the crude title acid (27.2 g) which was used directly in Step B.

30

Step B: (+)-*trans*-1-Hydroxymethyl-4-methylene-2-phenylcyclopentane

To a solution of (+)-*trans*-4-methylene-2-phenylcyclopentanoic acid (26 g, 129 mmol) from Step A in THF (600 mL) under nitrogen at -10 °C was added dropwise over 15 min 1M lithium aluminum hydride (LAH) in THF (193 mL, 193 mmol). After 16 h at rt, the excess LAH was quenched by dropwise addition of

35

acetone and the reaction was then poured into dilute aq. HCl. The mixture was extracted twice with ether and the organic layers were washed with brine, dried over sodium sulfate, combined and concentrated. The residue was purified by FC (20% ethyl acetate in hexanes) to afford the title product (23.8 g) as an oil.

5

Step C: (+)-*trans*-1-Hydroxymethyl-4-oxo-2-phenylcyclopentane

Into a solution of (+)-*trans*-1-hydroxymethyl-4-methylene-2-phenylcyclopentane from Step B (22.7 g, 121 mmol) in methanol (200 mL) cooled in a dry ice/acetone bath was bubbled ozone until the blue color persisted. The excess ozone was removed with a stream of nitrogen and then dimethylsulfide (20 mL) was added. After 10 min, the bath was removed and the reaction was allowed to warm to rt over 16 h. The volatiles were removed *in vacuo* and the residue was purified by FC (15 -30% ethyl acetate in hexanes) to give the title compound (22.1 g).

15 Step D: (+)-*trans*-4-Oxo-2-phenylcyclopentanecarboxaldehyde

To a solution of oxalyl chloride (1.15 mL, 13.1 mmol) in methylene chloride (30 mL) at -70 °C was added dropwise DMSO (1.87 mL, 26.3 mmol). After 15 min, a solution of (+)-*trans*-1-hydroxymethyl-4-oxo-2-phenylcyclopentane from Step C (1.0 g, 5.26 mmol) in methylene chloride (10 mL) was added. The reaction was stirred at -70 °C for 1.5 h and then DIPEA (9.25 mL, 53 mmol) in methylene chloride (10 mL) was added dropwise over 5 min. After a further 10 min, the mixture was allowed to warm to rt for 1 h and then diluted with methylene chloride and poured into dilute aq. HCl. The layers were separated. The aq. layer was reextracted with a second portion of methylene chloride and the organic layers were each washed with brine, dried over sodium sulfate, combined and concentrated *in vacuo*. The residue was purified by FC (30% ethyl acetate in hexanes) to give the title product (0.9 g) after vacuum drying.

30 Step E: 3-(SR)-((4-(*N*-(4-Nitrobenzyloxycarbonyl)-*N*-(allyl)amino)piperidin-1-yl)methyl)-4-(SR)-phenylcyclopentan-1-one di-hydrochloride salt

To a solution of (+)-*trans*-4-oxo-2-phenylcyclopentanecarboxaldehyde from Step D (327 mg, 1.74 mmol) in 1,2-dichloroethane (20 mL) was added 4-(*N*-(4-nitrobenzyloxycarbonyl)-*N*-(allyl)amino)piperidine hydrochloride (667 mg, 1.9 mmol) and DIPEA (0.36 mL, 2.1 mmol). After 5 min, sodium triacetoxyborohydride (740 mg, 3.5 mmol) was added

35

and the reaction was stirred at rt for 4 h. The reaction was diluted with methylene chloride, quenched with aq. sodium carbonate and extracted 3 times with methylene chloride. The organic layers were each washed with brine, dried over sodium sulfate, combined and concentrated *in vacuo*. The residue was purified by FC eluting with a
 5 gradient of 35 to 75% ethyl acetate in hexanes to give the title product (365 mg) as the free amine. This was taken up in ether and 1M hydrogen chloride in ether (0.5 mL) was added to form the di-hydrochloride salt. The volatiles were removed *in vacuo* to give the title salt.

MS (NH₃/ESI): m/z 492 (M + 1).

10

Step F: *N*-(1-(S)-3-(R)-((4-(*N*-(4-Nitrobenzyloxycarbonyl)-*N*-(allyl)amino)piperidin-1-yl)methyl)-4-(R)-phenylcyclopent-1-yl)-L-leucine t-butyl ester (Isomer A), *N*-(1-(S)-3-(S)-((4-(*N*-(4-nitrobenzyloxycarbonyl)-*N*-(allyl)amino)piperidin-1-yl)methyl)-4-(S)-phenylcyclopent-1-yl)-L-leucine t-butyl ester (Isomer B), *N*-(1-(R)-3-(S)-((4-(*N*-(4-nitrobenzyloxycarbonyl)-*N*-(allyl)amino)piperidin-1-yl)methyl)-4-(S)-phenylcyclopent-1-yl)-L-leucine t-butyl ester (Isomer C) and *N*-(1-(R)-3-(R)-((4-(*N*-(4-nitrobenzyloxycarbonyl)-*N*-(allyl)amino)piperidin-1-yl)methyl)-4-(R)-phenylcyclopent-1-yl)-L-leucine t-butyl ester (Isomer D)

15
 20

To a solution of 3-(SR)-((4-(*N*-(4-nitrobenzyloxycarbonyl)-*N*-(allyl)amino)piperidin-1-yl)methyl)-4-(SR)-phenylcyclopentan-1-one (52 mg, 0.10 mmol) from Step E, L-leucine t-butyl ester hydrochloride (65 mg, 0.29 mmol) and DIPEA (0.069 mL, 0.40 mmol) in 1,2-dichloroethane (2 mL) at rt was added sodium triacetoxyborohydride (41 mg, 0.20 mmol). The reaction was stirred at rt for 16 h and was then diluted with methylene chloride, quenched with aq. sodium carbonate and extracted 3 times with methylene chloride. The organic layers were each washed with brine, dried over sodium sulfate, combined and concentrated *in vacuo*. The residue was purified by Prep TLC eluting first with 75% ethyl acetate in hexanes to give
 25 partial separation of the four diastereomeric title products. Prep TLC was repeated with 40% ethyl acetate in hexanes for each band to give clean highest R_f product (Isomer A), a mixture of the middle R_f products (Isomers B and C), and clean lowest R_f product (Isomer D) as the free amines.

30

(higher R_f): HPLC/MS (ESI): m/z 663 (M + 1).

35 (middle R_f): HPLC/MS (ESI): m/z 663 (M + 1) (2 isomers seen).

(lower R_f): HPLC/MS (ESI): m/z 663 ($M + 1$).

Step G: *N*-(1-(*S*)-3-(*R*))-((4-(*N*-(4-Nitrobenzyloxycarbonyl))-*N*-(allyl)amino)piperidin-1-yl)methyl)-4-(*R*)-phenylcyclopent-1-yl)-*L*-leucine (Isomer 6A), *N*-(1-(*S*)-3-(*S*))-((4-(*N*-(4-nitrobenzyloxycarbonyl))-*N*-(allyl)amino)piperidin-1-yl)methyl)-4-(*S*)-phenylcyclopent-1-yl)-*L*-leucine (Isomer 6B), *N*-(1-(*R*)-3-(*S*))-((4-(*N*-(4-nitrobenzyloxycarbonyl))-*N*-(allyl)amino)piperidin-1-yl)methyl)-4-(*S*)-phenylcyclopent-1-yl)-*L*-leucine (Isomer 6C) and *N*-(1-(*R*)-3-(*R*))-((4-(*N*-(4-nitrobenzyloxycarbonyl))-*N*-(allyl)amino)piperidin-1-yl)methyl)-4-(*R*)-phenylcyclopent-1-yl)-*L*-leucine (Isomer 6D) di-TFA salts

The 2 individual diastereomers and the mixed diastereomers from Step F were each taken up in 1:1 methylene chloride:ether (2 mL) and 1M hydrogen chloride in ether (1 mL) was added. After 3 days at rt the volatiles were removed under nitrogen to give the title compounds as white solids. These were analyzed by HPLC (Advantage 4.6 x 150 mm C-18 column, using a gradient of 10% A:90% B to 35% A:65% B over 30 min; A = 0.5% TFA in water, B = 0.5% TFA in acetonitrile) and purified by Prep HPLC (Combi Prep 20 x 50 mm C-18). Evaporation of the clean fractions to dryness afforded the title compounds as their di-TFA salts.

Isomer A (from highest R_f): HPLC/MS (ESI): m/z 607 ($M + 1$), $R_t = 25.5$ min

Isomer B (from middle R_f): HPLC/MS (ESI): m/z 607 ($M + 1$), $R_t = 25.2$ min.

Isomer C (from middle R_f): HPLC/MS (ESI): m/z 607 ($M + 1$), $R_t = 25.9$ min.

Isomer D (from lowest R_f): HPLC/MS (ESI): m/z 607 ($M + 1$), $R_t = 25.2$ min.

25

EXAMPLE 7

N-(1-(*R*)-3-(*S*))-((4-(*N*-(4-Nitrobenzyloxycarbonyl))-*N*-(allyl)amino)piperidin-1-yl)methyl)-4-(*S*)-phenylcyclopent-1-yl)-*D*-leucine (Isomer 7E), *N*-(1-(*R*)-3-(*R*))-((4-(*N*-(4-nitrobenzyloxycarbonyl))-*N*-(allyl)amino)piperidin-1-yl)methyl)-4-(*R*)-phenylcyclopent-1-yl)-*D*-leucine (Isomer 7F), *N*-(1-(*S*)-3-(*R*))-((4-(*N*-(4-nitrobenzyloxycarbonyl))-*N*-(allyl)amino)piperidin-1-yl)methyl)-4-(*R*)-phenylcyclopent-1-yl)-*D*-leucine (Isomer 7G) and *N*-(1-(*S*)-3-(*S*))-((4-(*N*-(4-nitrobenzyloxycarbonyl))-*N*-(allyl)amino)piperidin-1-yl)methyl)-4-(*S*)-phenylcyclopent-1-yl)-*D*-leucine (Isomer 7H) di-TFA salts

35

Using essentially the same procedures as in Example 6, Step F and G, but substituting D-leucine t-butyl ester hydrochloride in Step F, the four title diastereomers were obtained which were enantiomeric to those of Example 6.

- 5 Isomer E (from highest R_f): HPLC/MS (ESI): m/z 607 ($M + 1$), $R_t = 25.5$ min
 Isomer F (from middle R_f): HPLC/MS (ESI): m/z 607 ($M + 1$), $R_t = 25.2$ min.
 Isomer G (from middle R_f): HPLC/MS (ESI): m/z 607 ($M + 1$), $R_t = 25.9$ min.
 Isomer H (from lowest R_f): HPLC/MS (ESI): m/z 607 ($M + 1$), $R_t = 25.2$ min.

10

EXAMPLE 8

N-(1-(*S*)-3-(*S*)-((4-(*N*-(4-Nitrobenzyloxycarbonyl)-*N*-(allyl)amino)piperidin-1-yl)methyl)-4-(*S*)-phenylcyclopent-1-yl)-*L*-leucine (Isomer 6B) and *N*-(1-(*S*)-3-(*S*)-((4-
 15 (*N*-(4-nitrobenzyloxycarbonyl)-*N*-(allyl)amino)piperidin-1-yl)methyl)-4-(*S*)-phenylcyclopent-1-yl)-*D*-leucine (Isomer 7H) di-TFA salts

Step A: (+)-*trans*-4-Methylene-2-phenylcyclopentanoic acid

To a solution of methyl (+)-*trans*-4-methylene-2-
 20 phenylcyclopentanoate prepared as in Example 1, Step A (28.4 g, 131 mmol) in methanol (400 mL) was added 5N sodium hydroxide (131 mL, 656 mmol). The reaction was heated at 65 °C for 1 h then cooled and concentrated. The residue was diluted with water, acidified with 2M hydrochloric acid and extracted twice with methylene chloride. The organic layers were each washed with brine, dried over
 25 sodium sulfate, combined and concentrated *in vacuo* to give the crude title acid (27.2 g) which was used directly in Step B.

Step B: (+)-*trans*-4-Methylene-2-phenylcyclopentanoic acid, (*S*)-(-)- α -methylbenzylamine salt and (-)-*trans*-4-methylene-2-
 30 phenylcyclopentanoic acid, (*R*)-(+)- α -methylbenzylamine salt

The crude (+)-*trans*-4-methylene-2-phenylcyclopentanoic acid from Step A (assumed 131 mmol) was taken up in 2-propanol (400 mL), warmed to 80 °C and treated with (*S*)-(-)- α -methylbenzylamine (8.45 mL, 66 mmol). The mixture was stirred while allowed to cool to rt over 16 h and was then cooled to -10 °C for 1 h.
 35 The salt was filtered, washed with a small amount of ether to remove 2-propanol and

air dried to give 6.442 g of salt. This was recrystallized twice from 2-propanol to give the title salt (4.713 g), $[\alpha]_D = +56$ (MeOH, $c = 0.20$).

The combined mother liquors from above were concentrated and the residue was taken up in water, acidified with 2M hydrochloric acid and extracted
5 twice with methylene chloride. The organic layers were each washed with brine, dried over sodium sulfate, combined and concentrated *in vacuo*. The residue was taken up in 2-propanol (400 mL), warmed to 80 °C and treated with (R)-(+)- α -methylbenzylamine (9.1 mL, 70 mmol). The mixture was stirred while allowed to cool to rt over 16 h and was then cooled to -10 °C for 1 h. The salt was filtered,
10 washed with a small amount of ether to remove 2-propanol and air dried to give 8.22 g of salt. This was recrystallized from 2-propanol to give the title salt (6.31 g), $[\alpha]_D = -55$ (MeOH, $c = 0.21$).

Step C: (+)-*trans*-4-Methylene-2-phenylcyclopentanoic acid and (-)-*trans*-4-
15 methylene-2-phenylcyclopentanoic acid

Method A:

The (+)-*trans*-4-methylene-2-phenylcyclopentanoic acid, (S)-(-)- α -methylbenzylamine salt from Step B (4.7 g) was suspended in methylene chloride and water and acidified with 2M hydrochloric acid and extracted twice with methylene
20 chloride. The organic layers were each washed with brine, dried over sodium sulfate, combined and concentrated *in vacuo* to give the title (+) acid (3.1 g), $[\alpha]_D = +101$ (MeOH, $c = 0.135$).

Similarly, the (-)-*trans*-4-methylene-2-phenylcyclopentanoic acid, (R)-
25 (+)- α -methylbenzylamine salt (6.3 g) was converted to the free (-)-title acid (4.23 g), $[\alpha]_D = -103$ (MeOH, $c = 0.23$).

Method B:

Step B1: 1-(S)-(((S)-(-)-4-Benzyl-2-oxazolidin-1-yl)carbonyl)-3-methylene-2-
30 (S)-phenylcyclopentane (higher R_f) and 1-(R)-(((S)-(-)-4-benzyl-2-oxazolidin-1-yl)carbonyl)-3-methylene-2-(R)-phenylcyclopentane (lower R_f)

A solution of (+)-*trans*-4-methylene-2-phenylcyclopentanoic acid (47.5 g, 235 mmol) in ether (1 L) and TEA (36 mL, 260 mmol) was cooled to -10 °C.
35 Trimethylacetyl chloride (31.8 mL, 260 mmol) was then added slowly and after

stirring at -10 °C for 10 min, the reaction was allowed to warm to 10 °C over 1 h. The reaction was then recooled to -60 °C.

To the above solution at -60 °C was added via a canula a solution of (S)-(-)-4-benzyl-2-oxazolidinone (45.8 g, 260 mmol) in THF (500 mL) which had
5 been treated at -50 °C with 2.5 M n-butyl lithium (103 mL, 257 mmol) and aged at -50 °C for 45 min. The reaction was allowed to warm to rt over 16 h. The reaction was diluted with ether (1 L) and quenched with sat'd aqueous ammonium chloride (1 L). The layers were separated and the aqueous layer was reextracted with a second
10 portion of ether. The organic layers were each washed twice with 2N hydrochloric acid, twice with 1N sodium hydroxide and brine, dried over sodium sulfate, combined and concentrated. The residue was purified by chromatography (20% ethyl acetate in hexanes) to give the two diastereomeric products, higher R_f (18.4 g) and lower R_f (17.7 g).

15 Step B2: (+)-*trans*-4-Methylene-2-phenylcyclopentanoic acid

A solution of 1-(S)-(((S)-(-)-4-benzyl-2-oxazolidin-1-yl)carbonyl)-3-methylene-2-(S)-phenylcyclopentane (higher R_f product from Step B1) (20.9 g, 58 mmol) in a 3 : 1 mixture of THF : water (1 L) was cooled to 5 °C. Hydrogen peroxide (30%, 39.5 mL, 350 mmol) and lithium hydroxide (4.85 g, 106 mmol) were added and
20 the reaction was stirred for 3.5 h. The excess peroxide was quenched by dropwise addition of sodium sulfite (60 g) in water (1 L) over 1.5 h while maintaining the temperature below 5 °C. After stirring for 2 additional hours, most of the THF was removed *in vacuo* and the aqueous layer was washed 3 times with methylene chloride. The aqueous layer was acidified to pH = 2 with conc. HCl and reextracted twice with
25 methylene chloride. The organic layers were washed with brine, dried and concentrated to give the (+) title product, [α]_D = +100.5 (MeOH, c = 0.207).

Step D: (+)-*trans*-1-Hydroxymethyl-4-methylene-2-phenylcyclopentane and (-)-*trans*-1-hydroxymethyl-4-methylene-2-phenylcyclopentane

30 Method A:

A solution of (+)-*trans*-4-methylene-2-phenylcyclopentanoic acid from Step C (4.15 g, 20.5 mmol) in THF (100 mL) under nitrogen was cooled to -7 °C and 1M LAH in THF (31 mL, 31 mmol) was added dropwise over 15. The reaction was allowed to warm to rt over 16 h. The excess LAH was quenched by dropwise
35 addition of acetone and the reaction was then poured into dilute aq. HCl. The mixture

was extracted twice with ether and the organic layers were washed with brine, dried over sodium sulfate, combined and concentrated. The residue was purified by FC (20% ethyl acetate in hexanes) to afford the title (+) product (3.93 g), $[\alpha]_D = +50$ (MeOH, $c = 0.20$).

5

Similarly, the (-)-*trans*-4-methylene-2-phenylcyclopentanoic acid from Step C (4.23 g) was converted to the title (-) alcohol (3.75 g), $[\alpha]_D = -51$ (MeOH, $c = 0.2$).

10 Method B:

Prep-HPLC of (+)-*trans*-4-methylene-2-phenylcyclopentanoic from Example 1, Step B using a Chiracel OD column (5-10% isopropanol in hexanes) affords good separation of the title (-) enantiomer as the first eluting band and the (+) enantiomer as the second eluting band.

15

Step E: (+)-*trans*-1-t-Butyldimethylsilyloxymethyl-4-methylene-2-phenylcyclopentane and (-)-*trans*-1-t-butyldimethylsilyloxymethyl-4-methylene-2-phenylcyclopentane

To a solution of (+)-*trans*-1-hydroxymethyl-4-methylene-2-phenylcyclopentane from Step D (3.9 g, 21 mmol) in methylene chloride (50 mL) was added t-butyldimethylsilyl chloride (4.7 g, 31 mmol) and DIPEA (7.3 mL, 42 mmol). The reaction was stirred at rt for 16 h, poured into dilute aq. HCl and extracted twice with ether. The organic layers were washed with brine, dried over sodium sulfate, combined and concentrated. The residue was purified by FC (100% hexanes) to afford the title product (5.6 g) as a oil, $[\alpha]_D = +42.3$ (MeOH, $c = 0.18$).

25

Similarly, (-)-*trans*-1-hydroxymethyl-4-methylene-2-phenylcyclopentane from Step D (3.75 g) was converted to the title (-) silylether (5.5 g), $[\alpha]_D = -44.4$ (MeOH, $c = 0.18$).

30

Step F: (+)-*trans*-1-Hydroxymethyl-4-oxo-2-phenylcyclopentane and (-)-*trans*-1-hydroxymethyl-4-oxo-2-phenylcyclopentane

Method A:

A solution of (+)-*trans*-1-t-butyldimethylsilyloxymethyl-4-methylene-2-phenylcyclopentane from Step E (4.6 g, 15 mmol) in methanol (100 mL) was cooled

35

to -70 °C in a dry-ice acetone bath and ozone was bubbled through until a blue color persisted which was discharged with a stream of nitrogen. Dimethylsulfide (10 mL) was added and after 15 min, the reaction was allowed to warm to rt over 16 h. Since by TLC (20% ethyl acetate in hexanes) indicated that there was significant loss of the silyl as well as dimethylketal formation, the methanol was mostly remove *in vacuo*.
5 The residue was diluted with water and treated with sulfuric acid (6 mL) and stirred for 2 h. The mixture was extracted twice with ethyl acetate and the organic layers were washed with brine (containing some sodium bicarbonate), dried over sodium sulfate, combined and concentrated. The residue was purified by FC (15 - 30% ethyl
10 acetate in hexanes) to give the (+) title ketone/alcohol (2.87 g), $[\alpha]_D = -96$ (MeOH, c = 0.2).

Similarly, (-)-*trans*-1-t-butyltrimethylsilyloxymethyl-4-methylene-2-phenylcyclopentane from Step E (4.4 g) was converted to the title (-) ketone/alcohol
15 (2.8 g), $[\alpha]_D = +97$ (MeOH, c = 0.2)..

Method B:

The title compounds can also be obtained directly from (+)-*trans*-1-hydroxymethyl-4-methylene-2-phenylcyclopentane and (-)-*trans*-1-hydroxymethyl-4-
20 methylene-2-phenylcyclopentane by ozonolysis as above. Thus, (+)-*trans*-1-hydroxymethyl-4-methylene-2-phenylcyclopentane (3.7 gm, 20 mmol) afforded from (+)-*trans*-1-hydroxymethyl-4-oxo-2-phenylcyclopentane (3.5 g).

Step G: 1-(S)-Benzylamino-3-(S)-hydroxymethyl-4-(S)-phenylcyclopentane
25 and 1-(R)-benzylamino-3-(S)-hydroxymethyl-4-(S)-phenylcyclopentane

To a solution of (+)-*trans*-1-hydroxymethyl-4-oxo-2-phenylcyclopentane from Step F (1.19 g, 6.3 mmol) in 1,2-dichloroethane (25 mL) was added benzylamine (1.3 mL, 12 mmol) and acetic acid (0.75 mL, 13 mmol).
30 After 10 min, sodium triacetoxyborohydride (2.65 g, 12.5 mmol) was added in portions and the reaction was stirred at rt for 16 hr. The reaction was quenched into dilute aq. sodium carbonate and the mixture was extracted twice with ethyl acetate. The organic layers were washed with brine, dried over sodium sulfate, combined and concentrated. The residue was purified by FC (5 - 10% methanol in methylene
35 chloride) to separate the title products (1.6 g) as a mixture of C-1 isomers.

Step H: 1-(S)-t-Butoxycarbonylamino-3-(S)-hydroxymethyl-4-(S)-phenylcyclopentane (Higher R_f isomer) and 1-(R)-t-butoxycarbonylamino-3-(S)-hydroxymethyl-4-(S)-phenylcyclopentane (Lower R_f isomer)

5

To a solution of 1-(S)-benzylamino-3-(S)-hydroxymethyl-4-(S)-phenylcyclopentane and 1-(R)-benzylamino-3-(S)-hydroxymethyl-4-(S)-phenylcyclopentane from Step G (1.6 g, 5.6 mmol) in methanol (40 mL) was added 20% palladium hydroxide (300 mg, 50% by wt water) and ammonium formate (7.0 g, 111 mmol). The reaction was heated at 60 °C for 6 h and rt for 16 h. The reaction was filtered and concentrated. The residue was taken up in water and the aqueous layer was made basic with 2N sodium hydroxide and extracted twice with methylene chloride. The organic layers were washed with brine, dried over sodium sulfate, combined and concentrated to afford crude amino-alcohol.

10

15

The above product was taken up in methylene chloride (25 mL), cooled in an ice bath and DIPEA (2.9 mL, 17 mmol) and di-t-butyl dicarbonate (1.28 g, 5.8 mmol) were added. After 16 h, the reaction was poured into dilute aq. HCl and extracted twice with methylene chloride. The organic layers were washed with brine, dried over sodium sulfate, combined and concentrated. The residue was purified by FC (30 - 40% ethyl acetate in hexanes) to afford separation of the two title compounds.

20

Higher R_f:

NMR (CDCl₃) δ: 1.43 (s, 9 H), 1.45 (m, 1 H), 1.9-2.1 (m, 2 H), 2.17 (m, 1 H), 2.40 (m, 1 H), 3.01 (q, 1 H), 3.59 (dABq, 2 H), 4.20 (br m, 1 H), 5.00 (br s, 1 H), 7.15-7.3 (m, 5 H).

25

Lower R_f:

NMR (CDCl₃) δ: 1.43 (s, 9 H), 1.58 (ddd, 1 H), 1.78.1 (ddd, 1 H), 2.02 (m, 1 H), 2.29 (m, 1 H), 2.47 (ddd, 1 H), 2.76 (ddd, 1 H), 3.54 (dABq, 2 H), 4.06 (br m, 1 H), 4.62 (br s, 1 H), 7.15-7.3 (m, 5 H).

30

Step I: 1-(S)-t-Butoxycarbonylamino-3-(S)-formyl-4-(S)-phenylcyclopentane (Higher R_f isomer) and 1-(R)-t-butoxycarbonylamino-3-(S)-formyl-4-(S)-phenylcyclopentane (Lower R_f isomer)

To a solution of oxalyl chloride (0.145 mL, 1.67 mmol) in methylene chloride (10 mL) at -70 °C was added dropwise DMSO (0.24 mL, 3.3 mmol). After

35

15 min, a solution of 1-(S)-t-butoxycarbonylamino-3-(S)-hydroxymethyl-4-(S)-phenylcyclopentane (Higher R_f isomer from Step F) (194 mg, 0.66 mmol) in methylene chloride (5 mL) was added. The reaction was stirred at -70 °C for 1.5 h and then DIPEA (1.2 mL, 6.6 mmol) in methylene chloride (5 mL) was added
5 dropwise over 5 min. After a further 10 min, the mixture was allowed to warm to rt for 1 h and then diluted with methylene chloride and poured into dilute aq. HCl. The layers were separated. The aq. layer was reextracted with a second portion of methylene chloride and the organic layers were each washed with brine, dried over sodium sulfate, combined and concentrated *in vacuo*. The residue was purified by FC
10 (15% ethyl acetate in hexanes) to give the title product (155 mg) after vacuum drying.

Using essentially the same procedure as above, material derived from the lower isomer from Step H (0.189 g, 0.6 mmol) was also converted to the lower R_f title compound (175 mg).

15

Step J: 1-(S)-(t-Butoxycarbonylamino)-3-(S)-((4-(N-(4-nitrobenzyloxycarbonyl)-N-(allyl)amino)piperidin-1-yl)methyl)-4-(S)-phenylcyclopentane (Higher R_f isomer) and 1-(R)-(t-butoxycarbonylamino)-3-(S)-((4-(N-(4-nitrobenzyloxycarbonyl)-N-(allyl)amino)piperidin-1-yl)methyl)-4-(S)-phenylcyclopentane (Lower
20 R_f isomer)

To a solution of 1-((S)-(t-butoxycarbonylamino)-3-(S)-(formyl)-4-(S)-phenylcyclopentane (from Step I, derived from Higher R_f isomer in Step G) (155 mg, 0.54 mmol) in 1,2-dichloroethane (5 mL) was added 4-(N-(4-nitrobenzyloxycarbonyl)(N-allyl)amino)piperidine hydrochloride (210 mg, 0.59
25 mmol) and DIPEA (0.12 mL, 0.64 mmol). After 15 min, sodium triacetoxyborohydride (230 mg, 1.1 mmol) was added and the reaction was stirred at rt for 16 h. The reaction was diluted with methylene chloride, quenched with aq. sodium carbonate and extracted 3 times with methylene chloride. The organic layers
30 were each washed with brine, dried over sodium sulfate, combined and concentrated *in vacuo*. The residue was purified by Prep TLC eluting with 5% methanol in methylene chloride to give the title product (280 mg) as the free amine.
MS (NH_3 /ESI): m/z 593 (M + 1).

Using essentially the same procedure as above, material derived from the lower isomer from Step H-I (0.175 g, 0.6 mmol) was also converted to the lower R_f title compound (275 mg).

5 Step K: 1-(S)-(Amino)-3-(S)-((4-(N-(4-nitrobenzyloxycarbonyl)-N-(allyl)amino)piperidin-1-yl)methyl)-4-(S)-phenylcyclopentane di-hydrochloride salt (Higher R_f isomer) and 1-(R)-(amino)-3-(S)-((4-(N-(4-nitrobenzyloxycarbonyl)-N-(allyl)amino)piperidin-1-yl)methyl)-4-(S)-phenylcyclopentane di-hydrochloride salt (Lower R_f isomer)

10 A solution of hydrogen chloride (4.6 mmol) in methanol was prepared by addition of acetyl chloride (0.325 mL, 4.6 mmol) to methanol (10 mL) and aging for 15 min. To this was added 1-(S)-(t-butoxycarbonylamino)-3-(S)-((4-(N-(4-nitrobenzyloxycarbonyl)-N-(allyl)amino)piperidin-1-yl)methyl)-4-(S)-phenylcyclopentane (Higher R_f isomer from Step J) (270 mg, 0.46 mmol). After 16
15 h, the volatiles were removed *in vacuo* to dryness to give the title compound as the di-hydrochloride salt (248 mg).

Using essentially the same procedure as above, material derived from the lower isomer from Step H-J (0.250 g, 0.42 mmol) was also converted to the lower
20 R_f title compound (235 mg).

Step L: N-(1-(S)-3-(S)-((4-(N-(4-Nitrobenzyloxycarbonyl)-N-(allyl)amino)piperidin-1-yl)methyl)-4-(S)-phenylcyclopent-1-yl)-L-leucine (Isomer 6B) and N-(1-(S)-3-(S)-((4-(N-(4-nitrobenzyloxycarbonyl)-N-(allyl)amino)piperidin-1-yl)methyl)-4-(S)-phenylcyclopent-1-yl)-D-leucine (Isomer 7H) di-TFA salts

25 To a solution of 1-(S)-(amino)-3-(S)-((4-(N-(4-nitrobenzyloxycarbonyl)-N-(allyl)amino)piperidin-1-yl)methyl)-4-(S)-phenylcyclopentane di-hydrochloride salt (derived from the higher R_f isomer in Steps
30 H - K) (20 mg, 0.045 mmol), 4-methyl-2-oxo-valeric acid (15 mg, 0.11 mmol) and DIPEA (0.016 mL, 0.09 mmol) in 1,2-dichloroethane (2 mL) was added sodium triacetoxyborohydride (29 mg, 0.135 mmol). The reaction was stirred at 50 °C for 10 h and then at rt for another 16 h. It was then quenched with aq sodium carbonate and extracted three times with ethyl acetate. The organic layers were each washed with
35 brine, dried over sodium sulfate, combined and concentrated *in vacuo*. The residue

was purified by Prep TLC eluting with 10% methanol in methylene chloride to give the title products (8 mg) as a mixture of the free amines. HPLC analysis as in Example 6 and 7 gave only a single band corresponding to Isomers B (and enantiomeric Isomer F) and H (and enantiomeric Isomer D) which co-elute.

5 HPLC/MS (ESI): m/z 593 ($M + 1$).

Example 9

N-(1-(R)-3-(S)-((4-(*N*-(4-Nitrobenzyloxycarbonyl)-*N*-(allyl)amino)piperidin-1-yl)methyl)-4-(S)-phenylcyclopent-1-yl)-L-leucine (Isomer 7E) and *N*-(1-(R)-3-(S)-((4-
10 (*N*-(4-nitrobenzyloxycarbonyl)-*N*-(allyl)amino)piperidin-1-yl)methyl)-4-(S)-phenylcyclopent-1-yl)-D-leucine (Isomer 6C) di-TFA salts

Using essentially the same procedure as in Example 8, Step L, but substituting 1-(R)-(amino)-3-(S)-((4-(*N*-(4-nitrobenzyloxycarbonyl)-*N*-
15 (allyl)amino)piperidin-1-yl)methyl)-4-(S)-phenylcyclopentane di-hydrochloride salt (derived from the lower R_f isomer in Steps H - K) (20 mg, 0.045 mmol), the two title compounds were prepared. HPLC analysis of the crude products as in Example 6 and 7 indicated two peaks. In this case the diastereomers were separable on Prep TLC (10% methanol in methylene chloride). HPLC analysis as in Example 6 and 7 now
20 gave only a single peak for each sample from the Prep TLC. The higher band corresponded to Isomer E (and enantiomeric Isomer A) and the lower band corresponded to Isomer C (and enantiomeric Isomer G) which are distinct in the HPLC. The di-TFA salts were prepared by evaporation from 0.5% TFA in acetonitrile.

25 Higher Isomer E: HPLC/MS (ESI): m/z 593 ($M + 1$).

Lower Isomer C: HPLC/MS (ESI): m/z 593 ($M + 1$).

Example 10

Using essentially the same procedure as in Example 6, Steps F and G,
30 but substituting L-valine t-butyl ester hydrochloride in Step F, the following diastereomers were obtained after a combination of Prep TLC and HPLC separation.

N-(1-(S)-3-(R)-((4-(*N*-(4-Nitrobenzyloxycarbonyl)-*N*-(allyl)amino)piperidin-1-yl)methyl)-4-(R)-phenylcyclopent-1-yl)-L-valine di-TFA salt (Isomer A),
35 HPLC/MS (ESI): m/z 579 ($M + 1$).

N-(1-(S)-3-(S)-((4-(*N*-(4-nitrobenzyloxycarbonyl)-*N*-(allyl)amino)piperidin-1-yl)methyl)-4-(S)-phenylcyclopent-1-yl)-L-valine di-TFA salt (Isomer B),
HPLC/MS (ESI): *m/z* 579 (*M* + 1).

5

N-(1-(R)-3-(S)-((4-(*N*-(4-nitrobenzyloxycarbonyl)-*N*-(allyl)amino)piperidin-1-yl)methyl)-4-(S)-phenylcyclopent-1-yl)-L-valine di-TFA salt (Isomer C)
HPLC/MS (ESI): *m/z* 579 (*M* + 1).

10 *N*-(1-(R)-3-(R)-((4-(*N*-(4-nitrobenzyloxycarbonyl)-*N*-(allyl)amino)piperidin-1-yl)methyl)-4-(R)-phenylcyclopent-1-yl)-L-valine di-TFA salt (Isomer D)
HPLC/MS (ESI): *m/z* 579 (*M* + 1).

Example 11

15 Using essentially the same procedure as in Example 6, Steps F and G, but substituting L-isoleucine t-butyl ester hydrochloride in Step F, the following diastereomers were obtained after a combination of Prep TLC and HPLC separation.

20 *N*-(1-(S)-3-(R)-((4-(*N*-(4-Nitrobenzyloxycarbonyl)-*N*-(allyl)amino)piperidin-1-yl)methyl)-4-(R)-phenylcyclopent-1-yl)-L-isoleucine di-TFA salt (Isomer A),
HPLC/MS (ESI): *m/z* 593 (*M* + 1).

25 *N*-(1-(S)-3-(S)-((4-(*N*-(4-nitrobenzyloxycarbonyl)-*N*-(allyl)amino)piperidin-1-yl)methyl)-4-(S)-phenylcyclopent-1-yl)-L-isoleucine di-TFA salt (Isomer B),
HPLC/MS (ESI): *m/z* 593 (*M* + 1).

30 *N*-(1-(R)-3-(S)-((4-(*N*-(4-nitrobenzyloxycarbonyl)-*N*-(allyl)amino)piperidin-1-yl)methyl)-4-(S)-phenylcyclopent-1-yl)-L-isoleucine di-TFA salt (Isomer C)
HPLC/MS (ESI): *m/z* 593 (*M* + 1).

35 *N*-(1-(R)-3-(R)-((4-(*N*-(4-nitrobenzyloxycarbonyl)-*N*-(allyl)amino)piperidin-1-yl)methyl)-4-(R)-phenylcyclopent-1-yl)-L-isoleucine di-TFA salt (Isomer D)
HPLC/MS (ESI): *m/z* 593 (*M* + 1).

Example 12

Using essentially the same procedure as in Example 6, Steps F and G, but substituting L-phenylglycine t-butyl ester hydrochloride in Step F, the following diastereomers were obtained after a combination of Prep TLC and HPLC separation.

5 *N*-(1-(S)-3-(R))-((4-(*N*-(4-Nitrobenzyloxycarbonyl)-*N*-(allyl)amino)piperidin-1-yl)methyl)-4-(R)-phenylcyclopent-1-yl)-L-phenylglycine di-TFA salt (Isomer A),
HPLC/MS (ESI): *m/z* 627 (*M* + 1).

10 *N*-(1-(S)-3-(S))-((4-(*N*-(4-nitrobenzyloxycarbonyl)-*N*-(allyl)amino)piperidin-1-yl)methyl)-4-(S)-phenylcyclopent-1-yl)-L-phenylglycine di-TFA salt (Isomer B),
HPLC/MS (ESI): *m/z* 627 (*M* + 1).

15 *N*-(1-(R)-3-(S))-((4-(*N*-(4-nitrobenzyloxycarbonyl)-*N*-(allyl)amino)piperidin-1-yl)methyl)-4-(S)-phenylcyclopent-1-yl)-L-phenylglycine di-TFA salt (Isomer C),
HPLC/MS (ESI): *m/z* 627 (*M* + 1).

20 *N*-(1-(R)-3-(R))-((4-(*N*-(4-nitrobenzyloxycarbonyl)-*N*-(allyl)amino)piperidin-1-yl)methyl)-4-(R)-phenylcyclopent-1-yl)-L-phenylglycine di-TFA salt (Isomer D),
HPLC/MS (ESI): *m/z* 627 (*M* + 1).

Example 13

25 Using essentially the same procedure as in Example 6, Steps F and G, but substituting L-cyclohexylglycine t-butyl ester hydrochloride in Step F, the following diastereomers were obtained after a combination of Prep TLC and HPLC separation.

30 *N*-(1-(S)-3-(R))-((4-(*N*-(4-Nitrobenzyloxycarbonyl)-*N*-(allyl)amino)piperidin-1-yl)methyl)-4-(R)-phenylcyclopent-1-yl)-L-cyclohexylglycine di-TFA salt (Isomer A),
HPLC/MS (ESI): *m/z* 633 (*M* + 1).

N-(1-(S)-3-(S))-((4-(*N*-(4-nitrobenzyloxycarbonyl)-*N*-(allyl)amino)piperidin-1-yl)methyl)-4-(S)-phenylcyclopent-1-yl)-L-cyclohexylglycine di-TFA salt (Isomer B),
HPLC/MS (ESI): *m/z* 633 (*M* + 1).

N-(1-(*R*)-3-(*S*)-((4-(*N*-(4-nitrobenzyloxycarbonyl)-*N*-(allyl)amino)piperidin-1-yl)methyl)-4-(*S*)-phenylcyclopent-1-yl)-*L*-cyclohexylglycine di-TFA salt (Isomer C)
HPLC/MS (ESI): *m/z* 633 (*M* + 1).

- 5 *N*-(1-(*R*)-3-(*R*)-((4-(*N*-(4-nitrobenzyloxycarbonyl)-*N*-(allyl)amino)piperidin-1-yl)methyl)-4-(*R*)-phenylcyclopent-1-yl)-*L*-cyclohexylglycine di-TFA salt (Isomer D)
HPLC/MS (ESI): *m/z* 633 (*M* + 1).

Example 14

- 10 Using essentially the same procedures as in Example 6, Steps E, F and G, but substituting 4-(*N*-(4-nitrobenzylaminocarbonyl)-*N*-(ethyl)amino)piperidine hydrochloride in Step E and *L*-cyclohexylglycine *t*-butyl ester hydrochloride in Step F and TFA in place of HCl in ether in Step G, the following diastereomers were
15 and HPLC retention times of these ureas was the same as the above carbamates.

N-(1-(*S*)-3-(*R*)-((4-(*N*-(4-Nitrobenzylaminocarbonyl)-*N*-(ethyl)amino)piperidin-1-yl)methyl)-4-(*R*)-phenylcyclopent-1-yl)-*L*-cyclohexylglycine di-TFA salt (Isomer A),
HPLC/MS (ESI): *m/z* 620 (*M* + 1).

- 20 *N*-(1-(*S*)-3-(*S*)-((4-(*N*-(4-nitrobenzylaminocarbonyl)-*N*-(ethyl)amino)piperidin-1-yl)methyl)-4-(*S*)-phenylcyclopent-1-yl)-*L*-cyclohexylglycine di-TFA salt (Isomer B),
HPLC/MS (ESI): *m/z* 620 (*M* + 1).

- 25 *N*-(1-(*R*)-3-(*S*)-((4-(*N*-(4-nitrobenzylaminocarbonyl)-*N*-(ethyl)amino)piperidin-1-yl)methyl)-4-(*S*)-phenylcyclopent-1-yl)-*L*-cyclohexylglycine di-TFA salt (Isomer C)
HPLC/MS (ESI): *m/z* 620 (*M* + 1).

- 30 *N*-(1-(*R*)-3-(*R*)-((4-(*N*-(4-nitrobenzylaminocarbonyl)-*N*-(ethyl)amino)piperidin-1-yl)methyl)-4-(*R*)-phenylcyclopent-1-yl)-*L*-cyclohexylglycine di-TFA salt (Isomer D)
HPLC/MS (ESI): *m/z* 620 (*M* + 1).

Example 15

- 35 Using essentially the same procedures as in Example 6, Steps E, F and G, but substituting 4-(*N*-(4-nitrobenzylaminocarbonyl)-*N*-(methyl)amino)piperidine

hydrochloride in Step E and L-cyclohexylglycine t-butyl ester hydrochloride in Step F and TFA in place of HCl in ether in Step G, the following diastereomers were obtained after a combination of Prep TLC and HPLC separation. The relative TLC and HPLC retention times of these ureas was the same as the above carbamates.

5

N-(1-(S)-3-(R)-((4-(*N*-(4-Nitrobenzylaminocarbonyl)-*N*-(methyl)amino)piperidin-1-yl)methyl)-4-(R)-phenylcyclopent-1-yl)-L-cyclohexylglycine di-TFA salt (Isomer A), HPLC/MS (ESI): *m/z* 606 (*M* + 1).

10 *N*-(1-(S)-3-(S)-((4-(*N*-(4-nitrobenzylaminocarbonyl)-*N*-(methyl)amino)piperidin-1-yl)methyl)-4-(S)-phenylcyclopent-1-yl)-L-cyclohexylglycine di-TFA salt (Isomer B), HPLC/MS (ESI): *m/z* 606 (*M* + 1).

15 *N*-(1-(R)-3-(S)-((4-(*N*-(4-nitrobenzylaminocarbonyl)-*N*-(methyl)amino)piperidin-1-yl)methyl)-4-(S)-phenylcyclopent-1-yl)-L-cyclohexylglycine di-TFA salt (Isomer C) HPLC/MS (ESI): *m/z* 606 (*M* + 1).

20 *N*-(1-(R)-3-(R)-((4-(*N*-(4-nitrobenzylaminocarbonyl)-*N*-(methyl)amino)piperidin-1-yl)methyl)-4-(R)-phenylcyclopent-1-yl)-L-cyclohexylglycine di-TFA salt (Isomer D) HPLC/MS (ESI): *m/z* 606 (*M* + 1).

Example 16

25 *N*-(1-(R)-3-(S)-((4-(*N*-(4-Trifluoromethylbenzyloxycarbonyl)-*N*-(prop-1-yl)amino)piperidin-1-yl)methyl)-4-(S)-phenylcyclopent-1-yl)-D-leucine di-TFA salt and *N*-(1-(S)-3-(S)-((4-(*N*-(4-trifluoromethylbenzyloxycarbonyl)-*N*-(prop-1-yl)amino)piperidin-1-yl)methyl)-4-(S)-phenylcyclopent-1-yl)-D-leucine di-TFA salt

30 Step A: (1-(R)-3-(S)-(Hydroxymethyl)-4-(S)-phenylcyclopent-1-yl)-D-leucine (Higher *R_f*) and (1-(S)-3-(S)-(hydroxymethyl)-4-(S)-phenylcyclopent-1-yl)-D-leucine (lower *R_f*)

Method A:

35 To a solution of (+)-*trans*-1-hydroxymethyl-4-oxo-2-phenylcyclopentane from Example 8, Step F (250 mg, 1.32 mmol), D-leucine t-butyl ester hydrochloride (370 mg, 2.0 mmol) and DIPEA (0.36 mL, 2.0 mmol) in 1,2-dichloroethane (10 mL) was added sodium triacetoxyborohydride (840 mg, 4.0

mmol). The reaction was stirred at rt for 4 h and was then quenched with aq sodium carbonate and extracted three times with ethyl acetate. The organic layers were each washed with brine, dried over sodium sulfate, combined and concentrated *in vacuo*. The residue was purified by FC eluting with a gradient of 5 - 25% ethyl acetate in
5 hexanes to give the higher R_f 1-(R) title compound as the major product (280 mg) and the lower R_f 1-(S) as the minor product (160 mg mixed fractions).

Method B:

To a solution of (+)-*trans*-1-hydroxymethyl-4-oxo-2-
10 phenylcyclopentane from Example 8, Step F (3.3 g, 16 mmol) in methylene chloride (100 mL) was added t-butyldimethylsilyl chloride (11 g, 49 mmol) and DIPEA (22 mL, 74 mmol). The reaction was stirred at rt for 16 h, poured into dilute aq. HCl and extracted twice with ether. The organic layers were washed with brine, dried over sodium sulfate, combined and concentrated. The residue was purified by FC (5%
15 ethyl acetate in hexanes) to afford of (+)-*trans*-1-t-butyldimethylsilyloxymethyl-4-oxo-2-phenylcyclopentane (6.3 g) as a oil, $[\alpha]_D = +97$ (MeOH, c = 0.2).

To a solution of (+)-*trans*-1-t-butyldimethylsilyloxymethyl-4-oxo-2-
20 phenylcyclopentane from above (1.0 g, 3.28 mmol), D-leucine t-butyl ester hydrochloride (2.2 g, 3.0 mmol) and DIPEA (1.8 mL, 10.2 mmol) in 1,2-dichloroethane (20 mL) was added sodium triacetoxymethylborohydride (2.1 g, 10 mmol). The reaction was stirred at rt for 5 h and was then quenched with aq sodium carbonate and extracted three times with ethyl acetate. The organic layers were each washed with brine, dried over sodium sulfate, combined and concentrated *in vacuo*. The
25 residue was purified by FC eluting with 5% ethyl acetate in hexanes to give the higher R_f 1-(R) title compound as the minor product and the lower R_f 1-(S) as the major product (1.35 g as a mixture).

To a solution of the above product (1.35 g, 2.85 mmol) in THF (10
30 mL) was added 1M TBAF in THF (4.3 mL, 4.3 mmol). The reaction was stirred at rt for 16 h and the concentrated. The residue was purified by FC eluting with 20-25% ethyl acetate in hexanes to give the higher R_f 1-(R) title compound as the minor product (33 mg pure) and the lower R_f 1-(S) as the major product (202 mg pure, 0.70 g as a mixture).

35

Step B: (1-(R)-3-(S)-(Formyl)-4-(S)-phenylcyclopent-1-yl)-D-leucine (Higher R_f) and (1-(S)-3-(S)-(formyl)-4-(S)-phenylcyclopent-1-yl)-D-leucine (lower R_f)

Method A:

5 To a solution of oxalyl chloride (0.100 mL, 1.1 mmol) in methylene chloride (20 mL) at -70 °C was added dropwise DMSO (2.2 mL, 5.0 mmol). After 15 min, a solution of (1-(R)-3-(S)-(hydroxymethyl)-4-(S)-phenylcyclopent-1-yl)-D-leucine (Higher R_f from Step A, Method A) (160 mg, 0.44 mmol) containing 1 eq. of 1M HCl in ether in methylene chloride (5 mL) was added. The reaction was stirred at
10 -70 °C for 1.5 h and then DIPEA (0.77 mL, 4.5 mmol) in methylene chloride (5 mL) was added dropwise over 5 min. After a further 10 min, the mixture was allowed to warm to rt for 1 h and then diluted with methylene chloride and poured into dilute aq. HCl. The layers were separated. The aq. layer was reextracted with a second portion of methylene chloride and the organic layers were each washed with brine, dried over
15 sodium sulfate, combined and concentrated *in vacuo*. The residue was purified by FC (20% ethyl acetate in hexanes) to give the higher R_f title product (38 mg) after vacuum drying.

Method B:

20 To a solution of (1-(R)-3-(S)-(hydroxymethyl)-4-(S)-phenylcyclopent-1-yl)-D-leucine (mixture of higher and lower R_f from Step A, Method A) (142 mg, 0.39 mmol) in methylene chloride (10 mL) was added TPAP (6.9 mg, 0.020 mmol) and N-methylmorpholine (70 mg, 0.60 mmol). The reaction was stirred under nitrogen at rt for 1 h and was then concentrated. The residue was purified by FC (25% ethyl
25 acetate in hexanes) to give the title products (108 mg) after vacuum drying.

Step C: *N*-(1-(R)-3-(S)-((4-(*N*-(4-Trifluoromethylbenzyloxycarbonyl)-*N*-(prop-1-yl)amino)piperidin-1-yl)methyl)-4-(S)-phenylcyclopent-1-yl)-D-leucine *t*-butyl ester (higher R_f) and *N*-(1-(S)-3-(S)-((4-(*N*-(4-trifluoromethylbenzyloxycarbonyl)-*N*-(prop-1-yl)amino)piperidin-1-yl)methyl)-4-(S)-phenylcyclopent-1-yl)-D-leucine *t*-butyl ester (lower
30 R_f)

To a solution of (1-(R)-3-(S)-(formyl)-4-(S)-phenylcyclopent-1-yl)-D-leucine (higher R_f) and (1-(S)-3-(S)-(formyl)-4-(S)-phenylcyclopent-1-yl)-D-leucine
35 (lower R_f) (from Step B, Method B) (9 mg, 0.025 mmol) in 1,2-dichloroethane (1 mL)

was added 4-*N*-(4-trifluoromethylbenzyloxycarbonyl)-*N*-(prop-1-yl)amino)piperidine hydrochloride (12 mg, 0.032 mmol) and DIPEA (0.006 mL, 0.033 mmol). After 15 min, sodium triacetoxyborohydride (11 mg, 0.051 mmol) was added and the reaction was stirred at rt for 16 h. The reaction was diluted with methylene chloride, quenched with aq. sodium carbonate and extracted 3 times with methylene chloride. The organic layers were each washed with brine, dried over sodium sulfate, combined and concentrated *in vacuo*. The residue was purified by Prep TLC eluting with 60% ethyl acetate in hexanes to give the title products (4 mg and 6 mg) as the free amines. (Each isomer): HPLC/MS (ES): *m/z* 688 (*M* + 1).

10

Step D: *N*-(1-(*R*)-3-(*S*)-((4-(*N*-(4-Trifluoromethylbenzyloxycarbonyl)-*N*-(prop-1-yl)amino)piperidin-1-yl)methyl)-4-(*S*)-phenylcyclopent-1-yl)-*D*-leucine di-TFA salt (derived from higher *R_f*) and *N*-(1-(*S*)-3-(*S*)-((4-(*N*-(4-trifluoromethylbenzyloxycarbonyl)-*N*-(prop-1-yl)amino)piperidin-1-yl)methyl)-4-(*S*)-phenylcyclopent-1-yl)-*D*-leucine di-TFA salt (derived from lower *R_f*)

15

Each the products from Step C were taken up in TFA (5 mL) and aged at rt for 16 h. The volatiles were removed under a stream of nitrogen to afford the title products as the di-TFA salts.

20 HPLC/MS (ES): *m/z* 632 (*M* + 1).

Example 17

N-(1-(*R*)-3-(*S*)-((4-(*N*-(4-Methylbenzyloxycarbonyl)-*N*-(prop-1-yl)amino)piperidin-1-yl)methyl)-4-(*S*)-phenylcyclopent-1-yl)-*D*-leucine di-TFA salt and *N*-(1-(*S*)-3-(*S*)-((4-(*N*-(4-methylbenzyloxycarbonyl)-*N*-(prop-1-yl)amino)piperidin-1-yl)methyl)-4-(*S*)-phenylcyclopent-1-yl)-*D*-leucine di-TFA salt

25

Using essentially the same procedures as in Example 16, Step C and D, but substituting 4-(*N*-(4-methylbenzyloxycarbonyl)-*N*-(prop-1-yl)amino)piperidine hydrochloride in Step C, the two diastereomeric title compounds were prepared. (Each isomer): HPLC/MS (ESI): *m/z* 578 (*M* + 1).

30

Example 18

N-(1-(*R*)-3-(*S*)-((4-(*N*-(2-Fluorobenzyloxycarbonyl)-*N*-(prop-1-yl)amino)piperidin-1-yl)methyl)-4-(*S*)-phenylcyclopent-1-yl)-*D*-leucine di-TFA salt

35

Using essentially the same procedures as in Example 16, Step C and D, but substituting 4-(*N*-(2-fluorobenzoyloxycarbonyl)-*N*-(prop-1-yl)amino)piperidine hydrochloride in Step C, the title compound was prepared.

5 HPLC/MS (ESI): *m/z* 582 (*M* + 1).

Example 19

N-(1-(*R*)-3-(*S*)-((4-(*N*-(3-Fluorobenzoyloxycarbonyl)-*N*-(prop-1-yl)amino)piperidin-1-yl)methyl)-4-(*S*)-phenylcyclopent-1-yl)-*D*-leucine di-TFA salt

10

Using essentially the same procedures as in Example 16, Step C and D, but substituting 4-(*N*-(3-fluorobenzoyloxycarbonyl)-*N*-(prop-1-yl)amino)piperidine hydrochloride in Step C, the compound was prepared.

HPLC/MS (ESI): *m/z* 582 (*M* + 1).

15

Example 20

N-(1-(*R*)-3-(*S*)-((4-(*N*-(4-Fluorobenzoyloxycarbonyl)-*N*-(prop-1-yl)amino)piperidin-1-yl)methyl)-4-(*S*)-phenylcyclopent-1-yl)-*D*-leucine di-TFA salt

20

Using essentially the same procedures as in Example 16, Step C and D, but substituting 4-(*N*-(4-fluorobenzoyloxycarbonyl)-*N*-(prop-1-yl)amino)piperidine hydrochloride in Step C, the title compound was prepared.

HPLC/MS (ESI): *m/z* 582 (*M* + 1).

25

Example 21

N-(1-(*R*)-3-(*S*)-((4-(*N*-(3,4-Difluorobenzoyloxycarbonyl)-*N*-(prop-1-yl)amino)piperidin-1-yl)methyl)-4-(*S*)-phenylcyclopent-1-yl)-*D*-leucine di-TFA salt

Using essentially the same procedures as in Example 16, Step C and D, but substituting 4-(*N*-(3,4-di-fluorobenzoyloxycarbonyl)-*N*-(prop-1-yl)amino)piperidine hydrochloride in Step C, the title compound was prepared.

30

HPLC/MS (ESI): *m/z* 600 (*M* + 1).

Example 22

N-(1-(*R*)-3-(*S*)-((4-(*N*-(3,5-Difluorobenzoyloxycarbonyl)-*N*-(prop-1-yl)amino)piperidin-1-yl)methyl)-4-(*S*)-phenylcyclopent-1-yl)-*D*-leucine di-TFA salt

Using essentially the same procedures as in Example 16, Step C and D,
5 but substituting 4-(*N*-(3,5-di-fluorobenzoyloxycarbonyl)-*N*-(prop-1-yl)amino)piperidine hydrochloride in Step C, the title compound was prepared.
HPLC/MS (ESI): *m/z* 600 (*M* + 1).

Example 23

10 *N*-(1-(*R*)-3-(*S*)-((4-(*N*-(2,4-Difluorobenzoyloxycarbonyl)-*N*-(prop-1-yl)amino)piperidin-1-yl)methyl)-4-(*S*)-phenylcyclopent-1-yl)-*D*-leucine di-TFA salt

Using essentially the same procedures as in Example 16, Step C and D,
but substituting 4-(*N*-(2,4-di-fluorobenzoyloxycarbonyl)-*N*-(prop-1-yl)amino)piperidine hydrochloride in Step C, the title compound was prepared.
15 HPLC/MS (ESI): *m/z* 600 (*M* + 1).

Example 24

20 *N*-(1-(*R*)-3-(*S*)-((4-(*N*-(4-Chlorobenzoyloxycarbonyl)-*N*-(prop-1-yl)amino)piperidin-1-yl)methyl)-4-(*S*)-phenylcyclopent-1-yl)-*D*-leucine di-TFA salt

Using essentially the same procedures as in Example 16, Step C and D,
but substituting 4-(*N*-(4-chlorobenzoyloxycarbonyl)-*N*-(prop-1-yl)amino)piperidine hydrochloride in Step C, the title compound was prepared.
25 HPLC/MS (ESI): *m/z* 598 (*M* + 1).

Example 25

N-(1-(*R*)-3-(*S*)-((4-(*N*-(4-Fluorobenzoyloxycarbonyl)-*N*-(prop-1-yl)amino)piperidin-1-yl)methyl)-4-(*S*)-phenylcyclopent-1-yl)-*D*-cyclobutylalanine di-TFA salt, *N*-(1-(*R*)-3-(*S*)-((4-(*N*-(4-fluorobenzoyloxycarbonyl)-*N*-(prop-1-yl)amino)piperidin-1-yl)methyl)-4-(*S*)-phenylcyclopent-1-yl)-*L*-cyclobutylalanine di-TFA salt and *N*-(1-(*S*)-3-(*S*)-((4-(*N*-(4-fluorobenzoyloxycarbonyl)-*N*-(prop-1-yl)amino)piperidin-1-yl)methyl)-4-(*S*)-phenylcyclopent-1-yl)-*D*-cyclobutylalanine di-TFA salt
30

Using essentially the same procedures as in Example 16, but substituting *D/L*-cyclobutylalanine *t*-butyl ester in Step A, the lower 3 products from Step A in Step B, and 4-(*N*-(4-fluorobenzyloxycarbonyl)-*N*-(prop-1-yl)amino)piperidine hydrochloride in Step C (separation of all three diastereomers by
 5 Prep TLC, 75% ethyl acetate in hexanes), the three diastereomeric title compounds were prepared.
 (Each isomer): HPLC/MS (ESI): *m/z* 594 (*M* + 1).

Example 26

10 *N*-(1-(*R*)-3-(*S*)-((4-(*N*-(4-Chlorobenzyloxycarbonyl)-*N*-(prop-1-yl)amino)piperidin-1-yl)methyl)-4-(*S*)-phenylcyclopent-1-yl)-*D*-cyclobutylalanine di-TFA salt, *N*-(1-(*R*)-3-(*S*)-((4-(*N*-(4-chlorobenzyloxycarbonyl)-*N*-(prop-1-yl)amino)piperidin-1-yl)methyl)-4-(*S*)-phenylcyclopent-1-yl)-*L*-cyclobutylalanine di-TFA salt and *N*-(1-(*S*)-3-(*S*)-((4-(*N*-(4-chlorobenzyloxycarbonyl)-*N*-(prop-1-yl)amino)piperidin-1-yl)methyl)-4-(*S*)-
 15 phenylcyclopent-1-yl)-*D*-cyclobutylalanine di-TFA salt

Using essentially the same procedures as in Example 16, but substituting *D/L*-cyclobutylalanine *t*-butyl ester in Step A, the lower 3 products from Step A in Step B, and 4-(*N*-(4-chlorobenzyloxycarbonyl)-*N*-(prop-1-yl)amino)piperidine hydrochloride in Step C (separation of all three diastereomers by
 20 Prep TLC, 75% ethyl acetate in hexanes), the three diastereomeric title compounds were prepared.
 (Each isomer): HPLC/MS (ESI): *m/z* 610 (*M* + 1).

Example 27

25 *N*-(1-(*R*)-3-(*S*)-((4-(*N*-(3,4-Difluorobenzyloxycarbonyl)-*N*-(prop-1-yl)amino)piperidin-1-yl)methyl)-4-(*S*)-phenylcyclopent-1-yl)-*D*-cyclobutylalanine di-TFA salt, *N*-(1-(*R*)-3-(*S*)-((4-(*N*-(3,4-difluorobenzyloxycarbonyl)-*N*-(prop-1-yl)amino)piperidin-1-yl)methyl)-4-(*S*)-phenylcyclopent-1-yl)-*L*-cyclobutylalanine di-
 30 TFA salt and *N*-(1-(*S*)-3-(*S*)-((4-(*N*-(3,4-difluorobenzyloxycarbonyl)-*N*-(prop-1-yl)amino)piperidin-1-yl)methyl)-4-(*S*)-phenylcyclopent-1-yl)-*D*-cyclobutylalanine di-TFA salt

Using essentially the same procedures as in Example 16, but substituting *D/L*-cyclobutylalanine *t*-butyl ester in Step A, the lower 3 products from
 35

Step A in Step B, and 4-(*N*-(3,4-difluorobenzoyloxycarbonyl)-*N*-(prop-1-yl)amino)piperidine hydrochloride in Step C (separation of all three diastereomers by Prep TLC, 75% ethyl acetate in hexanes), the three diastereomeric title compounds were prepared.

5 (Each isomer): HPLC/MS (ESI): m/z 612 ($M + 1$).

Example 28

N-(1-(*R*)-3-(*S*)-((4-(*N*-(4-Nitrobenzoyloxycarbonyl)-*N*-(allyl)amino)piperidin-1-yl)methyl)-4-(*S*)-phenylcyclopent-1-yl)-*D*-cyclohexylglycine di-TFA salt and *N*-(1-
10 (S)-3-(S)-((4-(*N*-(4-nitrobenzoyloxycarbonyl)-*N*-(allyl)amino)piperidin-1-yl)methyl)-4-(S)-phenylcyclopent-1-yl)-*D*-cyclohexylglycine di-TFA salt

Using essentially the same procedures as in Example 16, but substituting *D*-cyclohexylglycine *t*-butyl ester in Step A, the mixture of products from
15 Step A in Step B, and 4-(*N*-(4-nitrobenzoyloxycarbonyl)-*N*-(allyl)amino)piperidine hydrochloride in Step C (separation of the two diastereomers by Prep TLC, 75% ethyl acetate in hexanes), the two diastereomeric title compounds were prepared.
(Each isomer): HPLC/MS (ESI): m/z 633 ($M + 1$).

20 Example 29

N-(1-(*R*)-3-(*S*)-((4-(*N*-(4-Fluorobenzoyloxycarbonyl)-*N*-(prop-1-yl)amino)piperidin-1-yl)methyl)-4-(*S*)-phenylcyclopent-1-yl)-*D*-cyclohexylglycine di-TFA salt and *N*-(1-
(S)-3-(S)-((4-(*N*-(4-fluorobenzoyloxycarbonyl)-*N*-(prop-1-yl)amino)piperidin-1-yl)methyl)-4-(*S*)-phenylcyclopent-1-yl)-*D*-cyclohexylglycine di-TFA salt

25

Using essentially the same procedures as in Example 16, but substituting *D*-cyclohexylglycine *t*-butyl ester in Step A, the mixture of products from
Step A in Step B, and 4-(*N*-(4-fluorobenzoyloxycarbonyl)-*N*-(prop-1-yl)amino)piperidine hydrochloride in Step C (separation of the two diastereomers by
30 Prep TLC, 75% ethyl acetate in hexanes), the two diastereomeric title compounds were prepared.
(Each isomer): HPLC/MS (ESI): m/z 608 ($M + 1$).

Example 30

N-(1-(*R*)-3-(*S*)-((4-(*N*-(4-Chlorobenzoyloxycarbonyl)-*N*-(prop-1-yl)amino)piperidin-1-yl)methyl)-4-(*S*)-phenylcyclopent-1-yl)-*D*-cyclohexylglycine di-TFA salt and *N*-(1-(*S*)-3-(*S*)-((4-(*N*-(4-chlorobenzoyloxycarbonyl)-*N*-(prop-1-yl)amino)piperidin-1-yl)methyl)-4-(*S*)-phenylcyclopent-1-yl)-*D*-cyclohexylglycine di-TFA salt

5

Using essentially the same procedures as in Example 16, but substituting *D*-cyclohexylglycine *t*-butyl ester in Step A, the mixture of products from Step A in Step B, and 4-(*N*-(4-chlorobenzoyloxycarbonyl)-*N*-(prop-1-yl)amino)piperidine hydrochloride in Step C (separation of the two diastereomers by

10 Prep TLC, 75% ethyl acetate in hexanes), the two diastereomeric title compounds were prepared.

(Each isomer): HPLC/MS (ESI): *m/z* 624 (*M* + 1).

Example 31

15 *N*-(1-(*R*)-3-(*S*)-((4-(*N*-(3,4-Difluorobenzoyloxycarbonyl)-*N*-(prop-1-yl)amino)piperidin-1-yl)methyl)-4-(*S*)-phenylcyclopent-1-yl)-*D*-cyclohexylglycine di-TFA salt and *N*-(1-(*S*)-3-(*S*)-((4-(*N*-(3,4-difluorobenzoyloxycarbonyl)-*N*-(prop-1-yl)amino)piperidin-1-yl)methyl)-4-(*S*)-phenylcyclopent-1-yl)-*D*-cyclohexylglycine di-TFA salt

20

Using essentially the same procedures as in Example 16, but substituting *D*-cyclohexylglycine *t*-butyl ester in Step A, the mixture of products from Step A in Step B, and 4-(*N*-(3,4-difluorobenzoyloxycarbonyl)-*N*-(prop-1-yl)amino)piperidine hydrochloride in Step C (separation of the two diastereomers by

25 Prep TLC, 75% ethyl acetate in hexanes), the two diastereomeric title compounds were prepared.

(Each isomer): HPLC/MS (ESI): *m/z* 626 (*M* + 1).

Example 32

30 *N*-(1-(*R*)-3-(*S*)-((4-(*N*-(3-Fluorobenzoyloxycarbonyl)-*N*-(prop-1-yl)amino)piperidin-1-yl)methyl)-4-(*S*)-phenylcyclopent-1-yl)-*D*-cyclohexylglycine di-TFA salt and *N*-(1-(*S*)-3-(*S*)-((4-(*N*-(3-fluorobenzoyloxycarbonyl)-*N*-(prop-1-yl)amino)piperidin-1-yl)methyl)-4-(*S*)-phenylcyclopent-1-yl)-*D*-cyclohexylglycine di-TFA salt

Using essentially the same procedures as in Example 16, but substituting D-cyclohexylglycine t-butyl ester in Step A, the mixture of products from Step A in Step B, and 4-(N-(3-fluorobenzoyloxycarbonyl)-N-(prop-1-yl)amino)piperidine hydrochloride in Step C (separation of the two diastereomers by Prep TLC, 75% ethyl acetate in hexanes), the two diastereomeric title compounds were prepared.

(Each isomer): HPLC/MS (ESI): m/z 608 (M + 1).

EXAMPLE 33

10 N-(1-(R)-3-(S)-((4-(N-(4-Chlorobenzoyloxycarbonyl)-N-(prop-1-yl)amino)piperidin-1-yl)methyl)-4-(S)-(3-fluorophenyl)cyclopent-1-yl)-(R)-cyclohexylglycine dihydrochloride salt

Step A: Methyl (+)-*trans*-4-methylene-2-(3-fluorophenyl)cyclopentanoate
 15 A mixture of methyl *trans*-3-fluorocinnamate (41.25 g, 229 mmol), tetrakis(triphenylphosphine) palladium(0) (18.5 g, 16 mmol), 1,2-bis(diphenylphosphino)ethane (5.5 g, 13.7 mmol) and 2-((trimethylsilyl)methyl)-2-propen-1-yl acetate (42.66 g, 229 mmol) in THF (300 mL) under nitrogen was heated to reflux for 6 h and then stirred at rt for 16 h. The reaction was diluted with hexane
 20 and filtered to remove yellow precipitate. The volatiles were then removed *in vacuo* and the residue was purified by FC (3 to 5% ethyl acetate in hexanes) to afford the title compound (45 g).

25 NMR (CDCl₃) δ: 2.52 (m, 1 H), 2.68 (m, 1 H), 2.8-2.9 (m, 2 H), 2.95 (ddd, 1 H), 3.45 (ddd, 1 H), 3.63 (s, 3 H), 4.96 (m, 2 H), 6.9-7.0 (m, 2 H), 7.03 (d, 1 H), 7.2-7.3 (m, 1 H).

Step B: (+)-*trans*-4-Methylene-2-(3-fluorophenyl)cyclopentanoic acid
 To a solution of methyl (+)-*trans*-4-methylene-2-(3-
 30 fluoro)phenylcyclopentanoate prepared as in Example 33, Step A (47 g, 200 mmol) in methanol (500 mL) was added 5N sodium hydroxide (200 mL, 1000 mmol). The reaction was stirred at rt for 60 h then concentrated *in vacuo*. The residue was taken up in water, acidified with 2M hydrochloric acid and extracted twice with methylene chloride. The organic layers were each washed with brine, dried over sodium sulfate,

combined and concentrated *in vacuo* to give the crude title acid (40.8 g) which was used directly in Step C.

Step C: (+)-*trans*-1-Hydroxymethyl-4-methylene-2-(3-fluorophenyl)cyclopentane and (-)-*trans*-1-hydroxymethyl-4-methylene-2-(3-fluorophenyl)cyclopentane

5 A solution of (+)-*trans*-4-methylene-2-(3-fluorophenyl)cyclopentanoate (5.2 g, 23.6 mmol) from Step B in THF (100 mL) was cooled to 0 °C under nitrogen and 1M lithium aluminum hydride (LAH) in THF (35.4 mL) was added dropwise over 10 min. The reaction was stirred at rt for 16 h, the excess LAH was quenched by dropwise addition of acetone and the reaction was then poured into dilute aq. HCl. The mixture was extracted twice with ether and the organic layers were washed with brine, dried over sodium sulfate, combined and concentrated. The residue was purified by FC (25% ethyl acetate in hexanes) to afford the racemic title product (4.1 g) as a an oil. Chiral Prep HPLC on a 2 cm x 25 cm Chiracel OD column eluting with 5% isopropanol in hexanes (25 injections) afforded the (-)-enantiomer, $[\alpha]_D = -45.5$ (MeOH, c = 0.9), as the first eluting peak ($R_t = 17.5$ min) and the (+)-enantiomer (1.87 g), $[\alpha]_D = +45.0$ (MeOH, c = 1.0), as the second peak ($R_t = 22.0$ min).

10
15
20 NMR (CDCl₃) δ : 2.2-2.35 (m, 2 H), 2.5 (m, 1 H), 2.65-2.85 (m, 2 H), 2.9 (m, 1 H), 3.51 and 3.68 (dABq, 2 H), 4.93 (m, 2 H), 6.9-7.0 (m, 2-H), 7.06 (d, 1 H), 7.3-7.4 (m, 1 H).

Step D: (+)-*trans*-3-Hydroxymethyl-4-(3-fluorophenyl)cyclopentanone

25 A solution of (+)-*trans*-1-hydroxymethyl-4-methylene-2-(3-fluorophenyl)cyclopentane from Step C (1.87 g, 9.0 mmol) in methanol (75 mL) was cooled in a dry ice/acetone bath and ozone was bubbled into the solution until the blue color persisted. The excess ozone was removed with a stream of nitrogen and then dimethylsulfide (5 mL) was added. After 10 min, the bath was removed and the reaction was allowed to warm to rt over 2 h. The mixture was treated with 10 drops of sulfuric acid (c) in water (2 mL) for 1 h before most of the methanol was removed *in vacuo*. The mixture was diluted with water and extracted twice with ethyl acetate and the organic layers were washed with brine, dried over sodium sulfate, combined and concentrated. The residue was purified by FC (50% ethyl acetate in hexanes) to give the title compound (1.87 g), $[\alpha]_D = +132$ (MeOH, c = 1.2),.

30
35

NMR (CDCl₃) δ: 2.3-2.45 (m, 2 H), 2.5 (m, 1 H), 2.61 and 2.77 (dABq, 2 H), 2.28 (ddd, 1 H), 3.61 and 3.75 (dABq, 2 H), 6.9-7.0 (m, 2 H), 7.06 (d, 1 H), 7.3-7.4 (m, 1 H).

5 Step E: *N*-(1-(*R*)-3-(*S*)-Hydroxymethyl-4-(*S*)-phenylcyclopent-1-yl)-(*R*)-cyclohexylglycine t-butyl ester

To a solution of (+)-*trans*-3-hydroxymethyl-4-(3-fluorophenyl)cyclopentanone from Step D (500 mg, 2.4 mmol) in 1,2-dichloroethane (25 mL) was added (*R*)-cyclohexylglycine t-butyl ester (0.61 g, 2.88 mmol) and acetic acid (0.15 mL, 2.64 mmol). After 15 min, sodium triacetoxyborohydride (1.0 g, 4.8 mmol) was added and the reaction was stirred at rt for 16 h. The reaction was diluted with methylene chloride, quenched with aq. sodium carbonate and extracted 3 times with methylene chloride. The organic layers were each washed with brine, dried over sodium sulfate, combined and concentrated *in vacuo*. The residue was purified by FC eluting with 30% ethyl acetate in hexanes to give the product (936 mg) as clean major higher R_f title compound (425 mg) plus a mixture of C-1 isomers (511 mg) as the free amines.

20 Step F: *N*-(1-(*R*)-3-(*S*)-Formyl-4-(*S*)-phenylcyclopent-1-yl)-(*R*)-cyclohexylglycine t-butyl ester

To a solution of (1-(*R*)-3-(*S*)-(hydroxymethyl)-4-(*S*)-phenylcyclopent-1-yl)-*L*-cyclohexylglycine (higher R_f from Step E) (162 mg, 0.4 mmol) in methylene chloride (5 mL) was added TPAP (7 mg, 0.020 mmol) and *N*-methylmorpholine (70 mg, 0.60 mmol). The reaction was stirred under nitrogen at rt for 1 h and was then concentrated. The residue was purified by FC (15% ethyl acetate in hexanes) to give the title product (115 mg) after vacuum drying.

30 Step G: *N*-(1-(*R*)-3-(*S*)-((4-(*N*-(4-Chlorobenzoyloxycarbonyl)-*N*-(prop-1-yl)amino)piperidin-1-yl)methyl)-4-(*S*)-(3-fluorophenyl)cyclopent-1-yl)-(*R*)-cyclohexylglycine t-butyl ester

To a solution of *N*-(1-(*R*)-3-(*S*)-formyl-4-(*S*)-phenylcyclopent-1-yl)-(*R*)-cyclohexylglycine t-butyl ester (15 mg, 0.036 mmol) from Step F in 1,2-dichloroethane (2 mL) was added 4-*N*-(4-chlorobenzoyloxycarbonyl)-*N*-(prop-1-yl)amino)piperidine hydrochloride (15 mg, 0.043 mmol) and DIPEA (0.008 mL,

0.047 mmol). After 15 min, sodium triacetoxyborohydride (15 mg, 0.072 mmol) was added and the reaction was stirred at rt for 16 h. The reaction was diluted with methylene chloride, quenched with aq. sodium carbonate and extracted 3 times with methylene chloride. The organic layers were each washed with brine, dried over sodium sulfate, combined and concentrated *in vacuo*. The residue was purified by Prep TLC eluting with 75% ethyl acetate in hexanes to give the title product as the free amine.

Step H: *N*-(1-(*R*)-3-(*S*)-((4-(*N*-(4-Chlorobenzoyloxycarbonyl)-*N*-(prop-1-yl)amino)piperidin-1-yl)methyl)-4-(*S*)-(3-fluorophenyl)cyclopent-1-yl)-(R)-cyclohexylglycine di-hydrochloride salt

The *N*-(1-(*R*)-3-(*S*)-((4-(*N*-(4-chlorobenzoyloxycarbonyl)-*N*-(prop-1-yl)amino)piperidin-1-yl)methyl)-4-(*S*)-(3-fluorophenyl)cyclopent-1-yl)-(R)-cyclohexylglycine t-butyl ester from Step F was taken up in TFA (2 mL) and aged at rt for 16 h. The volatiles were evaporated under a stream of nitrogen. The residue was taken up in methanol and adsorbed onto a 500 mg Varian SCX ion-exchange resin cartridge. The resin was eluted with 2 X 3 mL of methanol, then the product was eluted with 2 X 3 mL of 2M ammonia in methanol. The product solution was concentrated under nitrogen, then 2 volumes of methylene chloride were evaporated to remove methanol and ammonia to give the free amine. The hydrochloride salt was prepared by dissolving the free amine in methylene chloride, addition of excess 1M hydrogen chloride in ether and evaporation to dryness.

HPLC/MS (ESI): m/z 642 ($M + 1$).

25

EXAMPLE 34

Using essentially the same procedure as in Example 33, Steps G and H, but substituting the appropriate 4-substituted piperidine, the following compounds were prepared.

30

EXAMPLE 34A

N-(1-(*R*)-3-(*S*)-((4-(*N*-(3-Fluorobenzoyloxycarbonyl)-*N*-(prop-1-yl)amino)piperidin-1-yl)methyl)-4-(*S*)-(3-fluorophenyl)cyclopent-1-yl)-(R)-cyclohexylglycine di-hydrochloride salt

35 HPLC/MS (ESI): m/z 626 ($M + 1$).

EXAMPLE 34B

N-(1-(*R*)-3-(*S*)-((4-(*N*-(3,4-Difluorobenzoyloxycarbonyl)-*N*-(prop-1-yl)amino)piperidin-1-yl)methyl)-4-(*S*)-(3-fluorophenyl)cyclopent-1-yl)-(*R*)-cyclohexylglycine di-hydrochloride salt

HPLC/MS (ESI): *m/z* 644 (*M* + 1).

EXAMPLE 40

N-(2-Methylprop-1-yl)-*N*-(1-(*SR*)-3-(*SR*)-((4-(*N*-(4-nitrobenzoyloxycarbonyl)-*N*-(allyl)amino)piperidin-1-yl)methyl)-4-(*SR*)-phenylcyclopent-1-yl)glycine di-hydrochloride salt

Step A: 1-(*SR*)-Benzoyloxycarbonylamino-3-(*SR*)-hydroxymethyl-4-(*SR*)-phenylcyclopentane (Higher *R_f* isomer) and 1-(*RS*)-benzoyloxycarbonylamino-3-(*SR*)-hydroxymethyl-4-(*SR*)-phenylcyclopentane (Lower *R_f* isomer)

Using essentially the same procedure as in Example 8, Step H, but using benzyl chloroformate in place of di-*t*-butyl dicarbonate, 1-(*SR* and *RS*)-benzylamino-3-(*SR*)-hydroxymethyl-4-(*SR*)-phenylcyclopentane (13 g) was converted to the title compounds. Prep LC (30% ethyl acetate in hexanes) afforded pure minor, higher *R_f* product (4.0 g), then a mixture and finally pure major, lower *R_f* product (6.6 g).

Step B: 1-(*SR*)-Benzoyloxycarbonylamino-3-(*SR*)-*t*-butyldimethylsilyloxymethyl-4-(*SR*)-phenylcyclopentane (Higher *R_f* isomer) and 1-(*RS*)-benzoyloxycarbonylamino-3-(*SR*)-*t*-butyldimethylsilyloxymethyl-4-(*SR*)-phenylcyclopentane (Lower *R_f* isomer)

To a solution of 1-(*SR*)-benzoyloxycarbonylamino-3-(*SR*)-hydroxymethyl-4-(*SR*)-phenylcyclopentane (Higher *R_f* isomer from Step A) (3.96 g, 12.2 mmol) in methylene chloride (100 mL) was added DIPEA (6.4 mL, 37 mmol) and *t*-butyldimethylsilyl chloride (2.0 g, 13.4 mmol). The reaction was stirred at rt for 16 h when a second portion of *t*-butyldimethylsilyl chloride (1.0 g, 6.7 mmol) was added. After a further 24 h, the reaction was diluted with methylene chloride and

poured into dilute hydrochloric acid. The layers were separated and the organic layer was washed with brine containing sodium bicarbonate, dried over sodium sulfate and concentrated. The residue was purified by FC (5 to 40% ethyl acetate in hexanes) to give the title compound (4.7 g). After eluting with 75% ethyl acetate in hexanes, recovered starting material was obtained.

In a similar way, 1-(RS)-benzyloxycarbonylamino-3-(SR)-hydroxymethyl-4-(SR)-phenylcyclopentane (lower R_f isomer from Step A) (6.6 g, 20.3 mmol) was converted to the lower R_f title compound (7.7 g) and recovered starting material.

Step C: 1-(SR)-*N*-(2-Methylprop-2-en-1-yl)-*N*-(benzyloxycarbonyl)amino-3-(SR)-*t*-butyldimethylsilyloxymethyl-4-(SR)-phenylcyclopentane (Higher R_f isomer) and 1-(RS)-*N*-(2-methylprop-2-en-1-yl)-*N*-(benzyloxycarbonyl)amino-3-(SR)-*t*-butyldimethylsilyloxymethyl-4-(SR)-phenylcyclopentane (Lower R_f isomer)

To a solution of 1-(SR)-benzyloxycarbonylamino-3-(SR)-*t*-butyldimethylsilyloxymethyl-4-(SR)-phenylcyclopentane (Higher R_f isomer from Steps A-B) (500 mg, 1.14 mmol) and 1-bromo-2-methylprop-2-ene (0.175 mL, 1.7 mmol) in DMF (10 mL) was added at rt in portions over 10 min 60% sodium hydride in mineral oil (68 mg, 1.7 mmol). After 3 h, the reaction was diluted with ether and quenched into water. The layers were separated and the organic layer was washed with brine containing sodium bicarbonate, dried over sodium sulfate and concentrated. The residue was purified by FC (5 to 10% ethyl acetate in hexanes) to give the title compound (0.32 g).

NMR (CDCl₃): δ -0.06 (s, 3 H), -0.05 (s, 3 H), 0.84 (s, 9 H), 1.54 (s, 3 H), 1.65-1.8 (m, 3 H), 1.95-2.2 (m, 3 H), 2.8-3.0 (M, 1 H), 3.3-3.45 (m, 1 H), 3.45-3.55 (m, 1 H), 3.7-3.9 (m, 2 H), 4.80 (d, 2 H), 5.14 (br s, 2 H), 7.15 (m, 2 H), 7.25 (m, 5 H), 7.34 (m, 3 H).

In a similar way, 1-(RS)-benzyloxycarbonylamino-3-(SR)-*t*-butyldimethylsilyloxymethyl-4-(SR)-phenylcyclopentane (lower R_f isomer from Step A-B) (1.0 g, 2.3 mmol) was converted to the lower R_f title compound (0.55 g).

Step D: 1-(SR)-*N*-(2-Methylprop-1-yl)amino-3-(SR)-*t*-butyldimethylsilyloxymethyl-4-(SR)-phenylcyclopentane (Higher R_f isomer) and 1-(RS)-*N*-(2-methylprop-1-yl)amino-3-(SR)-*t*-butyldimethylsilyloxymethyl-4-(SR)-phenylcyclopentane (Lower R_f isomer)

5

To a solution of 1-(SR)-*N*-(2-methylprop-2-en-1-yl)-*N*-(benzyloxycarbonyl)amino-3-(SR)-*t*-butyldimethylsilyloxymethyl-4-(SR)-phenylcyclopentane (Higher R_f isomer from Steps A-C) (320 mg, 0.65 mmol) in methanol (5 mL) was added 10% Pd/C (50 mg) and a drop of DIPEA. The mixture was hydrogenated at 40 psi for 2 h. The reaction was filtered and the filtrate was concentrated. The residue of title compound was used directly in Step E.

NMR (CDCl₃): δ -0.05 (s, 3 H), -0.04 (s, 3 H), 0.84 (s, 9 H), 0.89 (s, 3 H), 0.91 (s, 3 H), 1.35 (ddd, 1 H), 1.73 (hept, 1 H), 1.93 (m, 2 H), 2.15 (m, 1 H), 2.25 (m, 1 H), 2.38 (d, 2 H), 2.96 (q, 1 H), 3.28 (m, 1 H), 3.49 (dABq, 2 H), 7.15 (m, 3 H), 7.24 (m, 2 H).

10
15

In a similar way, 1-(RS)-*N*-(2-methylprop-2-en-1-yl)-*N*-(benzyloxycarbonyl)amino-3-(SR)-*t*-butyldimethylsilyloxymethyl-4-(SR)-phenylcyclopentane (lower R_f isomer from Step A-C) (0.55 g, 1.1 mmol) was converted to the lower R_f title compound (0.475 g).

20

Step E: *N*-(2-Methylprop-1-yl)-*N*-(1-(SR)-3-(SR)-*t*-butyldimethylsilyloxymethyl-4-(SR)-phenylcyclopent-1-yl)-glycine (Higher R_f isomer) and *N*-(2-methylprop-1-yl)-*N*-(1-(RS)-3-(SR)-*t*-butyldimethylsilyloxymethyl-4-(SR)-phenylcyclopent-1-yl)-glycine (Lower R_f isomer)

25

A solution of 1-(SR)-*N*-(2-methylprop-1-yl)amino-3-(SR)-*t*-butyldimethylsilyloxymethyl-4-(SR)-phenylcyclopentane (Higher R_f isomer from Steps A-D) (0.65 mmol), *t*-butyl bromoacetate (125 mg, 0.65 mmol) and DIPEA (1.1 mL, 6.5 mmol) in acetonitrile (15 mL) was stirred at rt for 16 h. The reaction was diluted with aqueous sodium carbonate and extracted three times with ethyl acetate. The organic layers were washed with brine containing sodium bicarbonate, dried over sodium sulfate, combined and concentrated. The residue was purified by FC (50% ethyl acetate in hexanes) to give impure product and recovered starting material (135 mg). The impure product fractions were repurified by FC (5% ethyl acetate in hexanes) to afford the title higher R_f compound (0.13 g). The recovered starting

30
35

material was recycled using the same procedure but doing the reaction at 50 °C for 16 h to afford additional title compound (140 mg).

NMR (CDCl₃): δ -0.05 (s, 3 H), -0.04 (s, 3 H), 0.84 (s, 9 H), 0.86 (d, 3 H), 0.88 (d, 3 H), 1.44 (s, 9 H), 1.70 (hept, 1 H), 1.95 (m, 1 H), 2.00 (m, 1 H), 2.08 (m, 2 H), 2.38 (dABq, 2 H), 2.90 (m, 1 H), 3.26 (ABq, 2 H), 3.49 (dABq, 2 H), 3.5-3.6 (m, 1 H), 7.15 (m, 3 H), 7.24 (m, 2 H).

In a similar way, but doing the reaction at 50 °C for 20 h, 1-(RS)-*N*-(2-methylprop-1-yl)amino-3-(SR)-*t*-butyldimethylsilyloxymethyl-4-(SR)-phenylcyclopentane (lower R_f isomer from Steps A-D) (0.375 mg) was converted to the lower R_f title compound (0.435 g).

Step F: *N*-(2-Methylprop-1-yl)-*N*-(1-(SR)-3-(SR)-hydroxymethyl-4-(SR)-phenylcyclopent-1-yl)-glycine (Higher R_f isomer) and *N*-(2-methylprop-1-yl)-*N*-(1-(RS)-3-(SR)-hydroxymethyl-4-(SR)-phenylcyclopent-1-yl)-glycine (Lower R_f isomer)

A solution of *N*-(2-methylprop-1-yl)-*N*-(1-(SR)-3-(SR)-*t*-butyldimethylsilyloxymethyl-4-(SR)-phenylcyclopent-1-yl)-glycine (Higher R_f isomer from Steps A-E) (270 mg, 0.57 mmol) and 1M TBAF in THF (0.85 mL, 0.85 mmol) in THF (5 mL) was stirred at rt for 1 h. The reaction was concentrated and the residue was purified by FC (20% ethyl acetate in hexanes) to give the title higher R_f product (140 mg).

In a similar way, *N*-(2-methylprop-1-yl)-*N*-(1-(RS)-3-(SR)-*t*-butyldimethylsilyloxymethyl-4-(SR)-phenylcyclopent-1-yl)-glycine (Lower R_f isomer from Steps A-E) (0.435 mg) was converted to the lower R_f title compound (0.300 mg).

Step G: *N*-(2-Methylprop-1-yl)-*N*-(1-(SR)-3-(SR)-formyl-4-(SR)-phenylcyclopent-1-yl)-glycine (Higher R_f isomer) and *N*-(2-methylprop-1-yl)-*N*-(1-(RS)-3-(SR)-formyl-4-(SR)-phenylcyclopent-1-yl)-glycine (Lower R_f isomer)

Using essentially the same procedure as in Example 1, Step C, *N*-(2-methylprop-1-yl)-*N*-(1-(SR)-3-(SR)-hydroxymethyl-4-(SR)-phenylcyclopent-1-yl)-

glycine (Higher R_f isomer from Steps A-F) (140 mg, 0.39 mmol) was oxidized to the title compound (100 mg).

5 In a similar way, *N*-(2-methylprop-1-yl)-*N*-(1-(RS)-3-(SR)-hydroxymethyl-4-(SR)-phenylcyclopent-1-yl)-glycine (Lower R_f isomer from Steps A-F) (0.150 mg) was converted to the lower R_f title compound (0.140 mg).

Step H: *N*-(2-Methylprop-1-yl)-*N*-(1-(SR)-3-(SR)-((4-(*N*-(4-nitrobenzyloxycarbonyl)-*N*-(allyl)amino)piperidin-1-yl)methyl)-4-(SR)-phenylcyclopent-1-yl)glycine t-butyl ester (higher R_f isomer)
10 To a solution of *N*-(2-methylprop-1-yl)-*N*-(1-(SR)-3-(SR)-formyl-4-(SR)-phenylcyclopent-1-yl)-glycine (Higher R_f isomer from Steps A-G) (25 mg, 0.070 mmol) in 1,2-dichloroethane (2 mL) was added 4-(*N*-(4-nitrobenzyloxycarbonyl)-(*N*-allyl)amino)piperidine hydrochloride (40 mg, 0.11 mmol) and DIPEA (0.020 mL,
15 0.11 mmol). After 15 min, sodium triacetoxyborohydride (45 mg, 0.21 mmol) was added and the reaction was stirred at rt for 4 h. The reaction was diluted with methylene chloride, quenched with aq. sodium carbonate and extracted 3 times with methylene chloride. The organic layers were each washed with brine, dried over sodium sulfate, combined and concentrated *in vacuo*. The residue was purified by
20 Prep TLC eluting with 5% methanol in methylene chloride to give the title product (65 mg) as the free amine.

Step I: *N*-(2-Methylprop-1-yl)-*N*-(1-(SR)-3-(SR)-((4-(*N*-(4-nitrobenzyloxycarbonyl)-*N*-(allyl)amino)piperidin-1-yl)methyl)-4-(SR)-phenylcyclopent-1-yl)glycine di-TFA salt
25 A solution of *N*-(2-methylprop-1-yl)-*N*-(1-(SR)-3-(SR)-((4-(*N*-(4-nitrobenzyloxycarbonyl)-*N*-(allyl)amino)piperidin-1-yl)methyl)-4-(SR)-phenylcyclopent-1-yl)glycine t-butyl ester (higher R_f isomer from Steps A-H) in TFA (4 mL) was heated at 50 °C for 4 h and then the volatiles were removed under a
30 stream of nitrogen. An additional 2 X 3 mL of methylene chloride were evaporated to afford the title compound as the di-TFA salt (95 mg).
HPLC/MS (ESI): m/z 607 ($M + 1$).

Using essentially the same procedure as in Example 40, Steps H and I, but substituting the appropriate 4-substituted piperidine in Step H, the following compounds were prepared.

5

EXAMPLE 41

N-(2-Methylprop-1-yl)-*N*-(1-(SR)-3-(SR)-((4-(*N*-(4-nitrobenzylaminocarbonyl)-*N*-(ethyl)amino)piperidin-1-yl)methyl)-4-(SR)-phenylcyclopent-1-yl)glycine di-TFA salt

HPLC/MS (ESI): *m/z* 594 (*M* + 1).

10

EXAMPLE 42

N-(2-Methylprop-1-yl)-*N*-(1-(SR)-3-(SR)-((4-(*N*-(4-nitrobenzylaminocarbonyl)-*N*-(allyl)amino)piperidin-1-yl)methyl)-4-(SR)-phenylcyclopent-1-yl)glycine di-TFA salt

15 HPLC/MS (ESI): *m/z* 606 (*M* + 1).

Using essentially the same procedure as in Example 40, Steps H and I, but substituting the lower *R_f* aldehyde from Steps A-G and the appropriate 4-substituted piperidine in Step H, the following compounds were prepared.

20

EXAMPLE 43

N-(2-Methylprop-1-yl)-*N*-(1-(RS)-3-(SR)-((4-(*N*-(4-nitrobenzylaminocarbonyl)-*N*-(ethyl)amino)piperidin-1-yl)methyl)-4-(SR)-phenylcyclopent-1-yl)glycine di-TFA salt

25 HPLC/MS (ESI): *m/z* 594 (*M* + 1).

EXAMPLE 44

N-(2-Methylprop-1-yl)-*N*-(1-(RS)-3-(SR)-((4-(*N*-(4-nitrobenzyloxycarbonyl)-*N*-(allyl)amino)piperidin-1-yl)methyl)-4-(SR)-phenylcyclopent-1-yl)glycine di-TFA salt

30

HPLC/MS (ESI): *m/z* 607 (*M* + 1).

EXAMPLE 45

35 *N*-(2-Methylprop-1-yl)-*N*-(1-(RS)-3-(SR)-((4-(*N*-(phenylaminocarbonyl)-*N*-(prop-1-yl)amino)piperidin-1-yl)methyl)-4-(SR)-phenylcyclopent-1-yl)glycine di-TFA salt

HPLC/MS (ESI): m/z 549 ($M + 1$).

EXAMPLE 46

5 *N*-(Cyclobutylmethyl)-*N*-(1-(*R*)-3-(*S*)-((4-(*N*-(4-fluorobenzyloxycarbonyl)-*N*-(prop-1-yl)amino)piperidin-1-yl)methyl)-4-(*S*)-phenylcyclopent-1-yl)glycine di-HCl salt

Step A: *N*-(1-(*R*)-3-(*S*)-Hydroxymethyl)-4-(*S*)-phenylcyclopent-1-yl)glycine
and *N*-(1-(*S*)-3-(*S*)-Hydroxymethyl)-4-(*S*)-phenylcyclopent-1-yl)glycine
10

To a solution of (+)-*trans*-3-hydroxymethyl-4-phenylcyclopentan-1-one from Example 8, Step F, Method B (180 mg, 0.96 mmol), glycine *t*-butyl ester hydrochloride (241 mg, 1.44 mmol) and DIPEA (0.25 mL, 1.44 mmol) in 1,2-dichloroethane (6 mL) was added sodium triacetoxyborohydride (284 mg, 1.92
15 mmol). The reaction was stirred at rt for 16 h and was then diluted with aq. sodium bicarbonate and extracted three times with methylene chloride. The organic layers were each washed with brine, dried over sodium sulfate, combined and concentrated *in vacuo*. The residue was purified by FC (50 - 100% ethyl acetate in hexanes) to give the title product (196 mg) as a 2:1 mixture of C-1 free amine isomers.
20 NMR (CDCl₃): δ 1.48 (s, 9 H), 1.6-1.7 (m, 1.3 H), 1.8-2.0 (2 m, 1.7 H), 2.23 (ddd, 0.3 H), 2.3-2.45 (m, 2 H), 2.68 (ddd, 0.7 H), 3.2-3.4 (2 m and 2 s, 3 H), 3.45-3.65 (dABq (major) and d (minor), 2 H), 3.96 (d, 1 H), 7.2-7.35 (m, 5 H).

Step B: *N*-(Cyclobutylmethyl)-*N*-(1-(*R*)-3-(*S*)-hydroxymethyl)-4-(*S*)-phenylcyclopent-1-yl)glycine (major, higher R_f) and *N*-(cyclobutylmethyl)-*N*-(1-(*S*)-3-(*S*)-hydroxymethyl)-4-(*S*)-phenylcyclopent-1-yl)glycine (minor, lower R_f)
25

To a solution of *N*-(1-(*R* and *S*)-3-(*S*)-hydroxymethyl)-4-(*S*)-phenylcyclopent-1-yl)glycine from Step A (180 mg, 0.59 mmol), cyclobutylaldehyde (27 mg, 0.32 mmol) and DIPEA (0.25 mL, 1.5 mmol) in 1,2-dichloroethane (6 mL)
30 was added sodium triacetoxyborohydride (175 mg, 1.2 mmol). The reaction was stirred at rt for 16 h and was then diluted with aq. sodium bicarbonate and extracted three times with methylene chloride. The organic layers were each washed with brine, dried over sodium sulfate, combined and concentrated *in vacuo*. The residue was

purified by Prep TLC (30% ethyl acetate in hexanes) to give the title 1-(R) product (45 mg pure, 31 mg mixture with the 1-(S) diastereomer) as the higher R_f C-1 isomer. (Major, higher isomer): NMR (CDCl₃): δ 1.49 (s, 9 H), 1.6-1.85 (m, 4 H), 1.85-1.95 (m, 2 H), 2.0-2.15 (m, 2 H), 2.24 (p, 1 H), 2.2.33 (m, 1 H), 2.53 (hept, 1 H), 2.7-2.8 (m, 3 H), 3.31 (s, 2 H), 3.4-3.5 (m, 1 H), 3.48 and 3.61 (dABq, 2 H), 7.24 (tt, 1 H), 7.25-7.35 (m, 4 H).

Repurification of the mixture on Prep TLC afforded a sample of pure 1-(S) minor, lower R_f isomer. (Minor, lower isomer): NMR (CDCl₃): δ 1.47 (s, 9 H), 1.6-1.75 (m, 3 H), 1.75-1.85 (m, 1 H), 1.9-2.0 (m, 1 H), 2.05-2.25 (m, 4 H), 2.3 (m, 1 H), 2.54 (hept, 1 H), 2.78 (ddd, 2 H), 3.09 (q, 1 H), 3.35 (ABq, 2 H), 3.55 (m, 1 H), 3.61 (dABq, 2 H), 7.24 (tt, 1 H), 7.25-7.35 (m, 4 H).

15 Step C: *N*-(Cyclobutylmethyl)-*N*-(1-(R)-3-(S)-formyl)-4-(S)-phenylcyclopent-1-yl)glycine

Using essentially the same procedure as in Example 1, Step C, *N*-(cyclobutylmethyl)-*N*-(1-(R)-3-(S)-hydroxymethyl)-4-(S)-phenylcyclopent-1-yl)glycine (higher R_f isomer from Steps B) (45 mg, 0.12 mmol) was oxidized to the title compound (56 mg crude without purification).

25 Step D: *N*-(Cyclobutylmethyl)-*N*-(1-(R)-3-(S)-((4-(*N*-(4-fluorobenzoyloxycarbonyl)-*N*-(prop-1-yl)amino)piperidin-1-yl)methyl)-4-(S)-phenylcyclopent-1-yl)glycine t-butyl ester

To a solution of *N*-(cyclobutylmethyl)-*N*-(1-(R)-3-(S)-formyl)-4-(S)-phenylcyclopent-1-yl)glycine (higher R_f isomer from Steps B-C) (22 mg, 0.059 mmol) in 1,2-dichloroethane (1 mL) was added 4-(*N*-(4-fluorobenzoyloxycarbonyl)-*N*-(prop-1-yl)amino)piperidine hydrochloride (29 mg, 0.089 mmol) and DIPEA (0.015 mL, 0.089 mmol). After 15 min, sodium triacetoxyborohydride (18 mg, 0.12 mmol) was added and the reaction was stirred at rt for 16 h. The reaction was diluted with methylene chloride, quenched with aq. sodium carbonate and extracted 3 times with methylene chloride. The organic layers were each washed with brine, dried over sodium sulfate, combined and concentrated *in vacuo*. The residue was purified by Prep TLC eluting with 30% ethyl acetate in hexanes to give the title product (23 mg) as the free amine.

Step E: *N*-(Cyclobutylmethyl)-*N*-(1-(*R*)-3-(*S*)-((4-(*N*-(4-fluorobenzoyloxycarbonyl)-*N*-(prop-1-yl)amino)piperidin-1-yl)methyl)-4-(*S*)-phenylcyclopent-1-yl)glycine di-HCl salt

5 A solution of *N*-(cyclobutylmethyl)-*N*-(1-(*R*)-3-(*S*)-((4-(*N*-(4-fluorobenzoyloxycarbonyl)-*N*-(prop-1-yl)amino)piperidin-1-yl)methyl)-4-(*S*)-phenylcyclopent-1-yl)glycine t-butyl ester (higher R_f isomer from Steps B-D) in TFA (4 mL) was stirred at rt for 16 h and then the volatiles were removed under a stream of nitrogen. An additional 2 X 3 mL of toluene were evaporated and the residue was
10 purified by Prep TLC (95:5:1:1 methylene chloride:methanol:water:NH₄OH). The free amine (5 mg) was taken up in methylene chloride and excess 1M hydrogen chloride in ether was added. The mixture was evaporated to dryness to afford the title compound as the di-HCl salt (5.3 mg).

HPLC/MS (ESI): m/z 594 ($M + 1$).

15

EXAMPLE 47

N-(Cyclopropylmethyl)-*N*-(1-(*R*)-3-(*S*)-((4-(*N*-(4-fluorobenzoyloxycarbonyl)-*N*-(prop-1-yl)amino)piperidin-1-yl)methyl)-4-(*S*)-phenylcyclopent-1-yl)glycine di-HCl salt

20 Using essentially the same procedure as in Example 46, Steps B - E, but substituting cyclopropylaldehyde in Step B, the title compound was prepared.
HPLC/MS (ESI): m/z 580 ($M + 1$).

EXAMPLE 48

25 *N*-(Cyclobutylmethyl)-*N*-(1-(*S*)-3-(*S*)-((4-(*N*-(4-fluorobenzoyloxycarbonyl)-*N*-(prop-1-yl)amino)piperidin-1-yl)methyl)-4-(*S*)-phenylcyclopent-1-yl)glycine di-HCl salt

Using essentially the same procedure as in Example 46, Steps B - E, but substituting the lower R_f product from Step B in Steps C - E, the title compound
30 could be prepared.

EXAMPLE 49

N-(Cyclopropylmethyl)-*N*-(1-(*S*)-3-(*S*)-((4-(*N*-(4-fluorobenzoyloxycarbonyl)-*N*-(prop-1-yl)amino)piperidin-1-yl)methyl)-4-(*S*)-phenylcyclopent-1-yl)glycine di-HCl salt

35

Using essentially the same procedure as in Example 46, Steps B - E, but substituting cyclopropyl aldehyde in Step B and using the lower R_f product from Step B in Steps C - E, the title compound was prepared.

HPLC/MS (ESI): m/z 580 (M + 1).

5

EXAMPLE 50

N-(Cyclohexyl)-*N*-(1-(*S*)-3-(*S*)-((4-(*N*-(4-fluorobenzoyloxycarbonyl)-*N*-(prop-1-yl)amino)piperidin-1-yl)methyl)-4-(*S*)-phenylcyclopent-1-yl)glycine di-HCl salt

10 Step A: *N*-(1-(*S*)-3-(*S*)-*t*-Butyldimethylsilyloxymethyl)-4-(*S*)-phenylcyclopent-1-yl)glycine (major, higher R_f) and *N*-(1-(*R*)-3-(*S*)-*t*-butyldimethylsilyloxymethyl)-4-(*S*)-phenylcyclopent-1-yl)glycine (minor, lower R_f)

To a solution of (+)-*trans*-3-*t*-butyldimethylsilyloxymethyl-4-phenylcyclopentan-1-one from Example 16, Step A, Method B (332 mg, 1.1 mmol), glycine *t*-butyl ester hydrochloride (275 mg, 1.64 mmol) and DIPEA (0.285 mL, 1.64 mmol) in 1,2-dichloroethane (13 mL) was added sodium triacetoxyborohydride (323 mg, 2.18 mmol). The reaction was stirred at rt for 16 h and was then diluted with aq. sodium bicarbonate and extracted three times with methylene chloride. The organic layers were each washed with brine, dried over sodium sulfate, combined and concentrated *in vacuo*. The residue was purified by FC (10% ethyl acetate in hexanes) to give the title product (437 mg) as a 2.6:1 mixture of C-1 free amine isomers. (Note: The product C-1 isomer ratio here with the silyl ether is opposite to that of Example 46 with the free alcohol. Also, note that the relative retention on TLC of the NH intermediates are opposite that of the N-alkylation products of Step B.) Careful FC (5% ethyl acetate in hexanes) of an initial sample afforded the separated isomers.

(Major, higher isomer): NMR (CDCl₃): δ -0.05 (s, 3 H), -0.04 (s, 3 H), 0.87 (s, 9 H), 1.42 (m, 1 H), 1.50 (s, 9 H), 1.98 (dd, 2 H), 2.17 (m, 1 H), 2.27 (dt, 1 H), 3.00 (q, 1 H), 3.3-3.4 (m and s, 3 H), 3.45 and 3.60 (dABq, 2 H), 7.15-7.25 (m, 3 H), 7.25-7.35 (m, 2 H).

(Minor, lower isomer): NMR (CDCl₃): δ -0.05 (s, 3 H), -0.04 (s, 3 H), 0.87 (s, 9 H), 1.50 (s, 9 H), 1.62 (dt, 1 H), 1.75 (ddd, 1 H), 1.95 (dt, 1 H), 2.25-2.4 (2 m, 2 H), 2.85

(m, 1 H), 3.22 (m, 1 H), 3.34 (s, 2 H), 3.42 and 3.54 (dABq, 2 H), 7.24 (tt, 1 H), 7.25-7.35 (m, 4 H).

Step B: *N*-(Cyclohexyl)-*N*-(1-(*S*)-3-(*S*)-hydroxymethyl)-4-(*S*)-phenylcyclopent-1-yl)glycine (lower, major R_f) and *N*-(cyclohexyl)-*N*-(1-(*R*)-3-(*S*)-hydroxymethyl)-4-(*S*)-phenylcyclopent-1-yl)glycine (higher, minor R_f)

To a solution of *N*-(1-(*R* and *S*)-3-(*S*)-*t*-butyldimethylsilyloxymethyl)-4-(*S*)-phenylcyclopent-1-yl)glycine from Step A (437 mg, 1.04 mmol), cyclohexanone (0.650 mL, 6.24 mmol) and DIPEA (0.272 mL, 1.56 mmol) in 1,2-dichloroethane (10 mL) was added sodium triacetoxymethylborohydride (693 mg, .68 mmol). The reaction was stirred at rt for 16 h when additional cyclohexanone (0.600 mL) and sodium triacetoxymethylborohydride (300 mg) were added. After a further 48 h, the reaction was complete by HPLC/MS and was diluted with aq. sodium bicarbonate and extracted three times with methylene chloride. The organic layers were each washed with brine, dried over sodium sulfate, combined and concentrated *in vacuo*. The residue (2 g) was used directly in the following desilylation.

The residue from above was taken up in THF (10 mL) and 1M TBAF in THF (5 mL, 5.0 mmol) was added. The reaction was stirred at rt for 6 h and was then poured into aq. sodium bicarbonate and extracted three times with ethyl acetate. The organic layers were each washed with brine, dried over sodium sulfate, combined and concentrated *in vacuo*. The residue was purified by FC and Prep TLC (40% ethyl acetate in hexanes) to give the title (*R*) product (114 mg) as the minor, higher R_f band and the title (*S*) product (235 mg) as the major, lower R_f band.

(Major, higher isomer): NMR (CDCl_3): δ 1.1-1.4 (m, 5 H), 1.48 (s, 9 H), 1.5-1.7 (m, 2 H), 1.7-2.0 (m, 5 H), 2.17 (m, 1 H), 2.31 (m, 1 H), 2.65-2.8 (m, 2 H), 3.24 (Abq, 2 H), 3.45-3.55 (m, 2 H), 3.6-3.7 (m, 2 H), 7.24 (tt, 1 H), 7.25-7.35 (m, 4 H).

(Minor, lower isomer): NMR (CDCl_3): δ 1.1-1.4 (m, 5 H), 1.48 (s, 9 H), 1.6-1.7 (m, 2 H), 1.7-2.0 (m, 5 H), 2.17 (m, 2 H), 2.25 (m, 1 H), 2.75 (m, 1 H), 3.10 (q, 1 H), 3.25 (Abq, 2 H), 3.55-3.65 (m and ABq, 3 H), 7.24 (tt, 1 H), 7.25-7.35 (m, 4 H).

Step C: *N*-(Cyclohexyl)-*N*-(1-(*S*)-3-(*S*)-formyl)-4-(*S*)-phenylcyclopent-1-yl)glycine

Using essentially the same procedure as in Example 1, Step C, *N*-(cyclohexyl)-*N*-(1-(*S*)-3-(*S*)-hydroxymethyl)-4-(*S*)-phenylcyclopent-1-yl)glycine (lower R_f isomer from Step B) (75 mg, 0.19 mmol) was oxidized to the title compound (84 mg crude without purification).

5

Step D: *N*-(Cyclohexyl)-*N*-(1-(*R*)-3-(*S*)-((4-(*N*-(4-fluorobenzyloxycarbonyl)-*N*-(prop-1-yl)amino)piperidin-1-yl)methyl)-4-(*S*)-phenylcyclopent-1-yl)glycine t-butyl ester

To a solution of *N*-(cyclohexyl)-*N*-(1-(*S*)-3-(*S*)-formyl)-4-(*S*)-phenylcyclopent-1-yl)glycine (lower R_f isomer from Steps B-C) (16 mg, 0.041 mmol) in 1,2-dichloroethane (1 mL) was added 4-(*N*-(4-fluorobenzyloxycarbonyl)-*N*-(prop-1-yl)amino)piperidine hydrochloride (15 mg, 0.045 mmol) and DIPEA (0.011 mL, 0.062 mmol). After 15 min, sodium triacetoxyborohydride (18 mg, 0.12 mmol) was added and the reaction was stirred at rt for 16 h. The reaction was diluted with
15 methylene chloride, quenched with aq. sodium carbonate and extracted 3 times with methylene chloride. The organic layers were each washed with brine, dried over sodium sulfate, combined and concentrated *in vacuo*. The residue was purified by Prep TLC eluting with 80% ethyl acetate in hexanes to give the title product (14 mg) as the free amine.

20

Step E: *N*-(Cyclohexyl)-*N*-(1-(*R*)-3-(*S*)-((4-(*N*-(4-fluorobenzyloxycarbonyl)-*N*-(prop-1-yl)amino)piperidin-1-yl)methyl)-4-(*S*)-phenylcyclopent-1-yl)glycine di-HCl salt

A solution of *N*-(cyclohexyl)-*N*-(1-(*R*)-3-(*S*)-((4-(*N*-(4-
25 fluorobenzyloxycarbonyl)-*N*-(prop-1-yl)amino)piperidin-1-yl)methyl)-4-(*S*)-phenylcyclopent-1-yl)glycine t-butyl ester (lower R_f isomer from Steps B-D) in TFA (1 mL) was stirred at rt for 16 h and then the volatiles were removed under a stream of nitrogen. The residue was taken up in methanol and adsorbed onto a 500 mg Varian SCX ion-exchange resin cartridge. The resin was eluted with 2 X 3 mL of methanol,
30 then the product was eluted with 2 X 3 mL of 2M ammonia in methanol. The product solution was concentrated under nitrogen, then 2 volumes of methylene chloride were evaporated to remove methanol and ammonia to give the free amine. The hydrochloride salt was prepared by dissolving the free amine in methylene chloride, addition of excess 1M hydrogen chloride in ether and evaporation to dryness.

HPLC/MS (ESI): m/z 608 ($M + 1$).

EXAMPLE 51

5 *N*-(1-(*R*)-3-(*S*)-((4-(*N*-(4-Fluorobenzyloxycarbonyl)-*N*-(prop-1-yl)amino)piperidin-1-yl)methyl)-4-(*S*)-phenylcyclopent-1-yl)-*D*-proline di-HCl salt

Using essentially the same procedure as in Example 46, but substituting *D*-proline *t*-butyl ester in Step A, omitting Step B, and using the higher R_f product from Step A in Steps C - E, the title compound could be prepared.

10

EXAMPLE 52

N-(1-(*S*)-3-(*S*)-((4-(*N*-(4-Fluorobenzyloxycarbonyl)-*N*-(prop-1-yl)amino)piperidin-1-yl)methyl)-4-(*S*)-phenylcyclopent-1-yl)-*D*-proline di-HCl salt

15

Using essentially the same procedure as in Example 46, but substituting *D*-proline *t*-butyl ester in Step A, omitting Step B, and using the lower R_f product from Step A in Steps C - E, the title compound could be prepared.

EXAMPLE 53

20 *N*-(1-(*R*)-3-(*S*)-((4-(*N*-(4-Fluorobenzyloxycarbonyl)-*N*-(prop-1-yl)amino)piperidin-1-yl)methyl)-4-(*S*)-phenylcyclopent-1-yl)-*L*-proline di-HCl salt

Using essentially the same procedure as in Example 46, but substituting *L*-proline *t*-butyl ester in Step A, omitting Step B, and using the higher R_f product from Step A in Steps C - E, the title compound could be prepared.

25

EXAMPLE 54

N-(1-(*S*)-3-(*S*)-((4-(*N*-(4-Fluorobenzyloxycarbonyl)-*N*-(prop-1-yl)amino)piperidin-1-yl)methyl)-4-(*S*)-phenylcyclopent-1-yl)-*D*-proline di-HCl salt

30

Using essentially the same procedure as in Example 46, but substituting *L*-proline *t*-butyl ester in Step A, omitting Step B, and using the lower R_f product from Step A in Steps C - E, the title compound could be prepared.

35

EXAMPLE 55

Using essentially the same procedure as in Example 33, Steps E and H, but substituting the D or L-amino acid t-butyl ester in Step E and/or the appropriate 4-substituted piperidine G, the following compounds were prepared.

5

EXAMPLE 55A

N-(1-(R)-3-(S)-((4-(*N*-(4-Nitrobenzyloxycarbonyl)-*N*-(prop-2-en-1-yl)amino)piperidin-1-yl)methyl)-4-(S)-(3-fluorophenyl)cyclopent-1-yl)-(S)-cyclopropylalanine di-hydrochloride salt

10 HPLC/MS (ESI): m/z 623 (M + 1).EXAMPLE 55B

N-(1-(R)-3-(S)-((4-(*N*-(4-Chlorobenzyloxycarbonyl)-*N*-(prop-1-yl)amino)piperidin-1-yl)methyl)-4-(S)-(3-fluorophenyl)cyclopent-1-yl)-(S)-cyclopropylalanine di-

15 hydrochloride salt

HPLC/MS (ESI): m/z 614, 616 (M + 1, M + 3).EXAMPLE 55C20 *N*-(1-(R)-3-(S)-((4-(*N*-(3,4-Difluorobenzyloxycarbonyl)-*N*-(prop-1-yl)amino)piperidin-1-yl)methyl)-4-(S)-(3-fluorophenyl)cyclopent-1-yl)-(S)-cyclopropylalanine di-hydrochloride saltHPLC/MS (ESI): m/z 616 (M + 1).

25

EXAMPLE 55D

N-(1-(R)-3-(S)-((4-(*N*-(3,4-Difluorobenzyloxycarbonyl)-*N*-(prop-1-yl)amino)piperidin-1-yl)methyl)-4-(S)-(3-fluorophenyl)cyclopent-1-yl)-(R)-valine di-hydrochloride salt

30

HPLC/MS (ESI): m/z 604 (M + 1).EXAMPLE 55E

N-(1-(*R*)-3-(*S*)-((4-(*N*-(3,4-Difluorobenzoyloxycarbonyl)-*N*-(prop-1-yl)amino)piperidin-1-yl)methyl)-4-(*S*)-(3-fluorophenyl)cyclopent-1-yl)-(*R*)-leucine dihydrochloride salt

5 HPLC/MS (ESI): *m/z* 618 (*M* + 1).

EXAMPLE 55F

N-(1-(*R*)-3-(*S*)-((4-(*N*-(3,4-Difluorobenzoyloxycarbonyl)-*N*-(prop-1-yl)amino)piperidin-1-yl)methyl)-4-(*S*)-(3-fluorophenyl)cyclopent-1-yl)-(*R*)-allo-
10 leucine di-hydrochloride salt

HPLC/MS (ESI): *m/z* 618 (*M* + 1).

EXAMPLE 56

15 *N*-Methyl-*N*-(1-(*R*)-3-(*S*)-((4-(*N*-(3,4-difluorobenzoyloxycarbonyl)-*N*-(prop-1-yl)amino)piperidin-1-yl)methyl)-4-(*S*)-(3-fluorophenyl)cyclopent-1-yl)-(*D*)-valine dihydrochloride salt

Step A: Methyl (+)-*trans*-4-methylene-2-(3-fluorophenyl)cyclopentanoate

20 A mixture of methyl *trans*-3-fluorocinnamate (41.25 g, 229 mmol), tetrakis(triphenylphosphine) palladium(0) (18.5 g, 16 mmol), 1,2-bis(diphenylphosphino)ethane (5.5 g, 13.7 mmol) and 2-((trimethylsilyl)methyl)-2-propen-1-yl acetate (42.66 g, 229 mmol) in THF (300 mL) under nitrogen was heated to reflux for 6 h and then stirred at rt for 16 h. The reaction was diluted with hexane
25 and filtered to remove yellow precipitate. The volatiles were then removed *in vacuo* and the residue was purified by FC (3 to 5% ethyl acetate in hexanes) to afford the title compound (45 g).

¹H NMR (CDCl₃) δ: 2.52 (m, 1 H), 2.68 (m, 1 H), 2.8-2.9 (m, 2 H), 2.95 (ddd, 1 H), 3.45 (ddd, 1 H), 3.63 (s, 3 H), 4.96 (m, 2 H), 6.9-7.0 (m, 2 H), 7.03 (d, 1 H), 7.2-7.3
30 (m, 1 H).

Step B: (+)-*trans*-4-Methylene-2-(3-fluorophenyl)cyclopentanoic acid

To a solution of methyl (+)-*trans*-4-methylene-2-(3-fluoro)phenylcyclopentanoate prepared as in Step A (47 g, 200 mmol) in methanol
35 (500 mL) was added 5N sodium hydroxide (200 mL, 1000 mmol). The reaction was

stirred at rt for 60 h then concentrated *in vacuo*. The residue was taken up in water, acidified with 2M hydrochloric acid and extracted twice with methylene chloride. The organic layers were each washed with brine, dried over sodium sulfate, combined and concentrated *in vacuo* to give the crude title acid (40.8 g) which was used directly
5 in Step C.

(Note: The title compound can also be prepared in non-racemic form using essentially the same procedures as Example 8, Steps A-D using the chiral oxazolidine intermediate, $[\alpha]_D = +93$ (MeOH, $c = 1$.)

10

Step C: (+)-*trans*-1-Hydroxymethyl-4-methylene-2-(3-fluorophenyl)cyclopentane and (-)-*trans*-1-hydroxymethyl-4-methylene-2-(3-fluorophenyl)cyclopentane

A solution of (+)-*trans*-4-methylene-2-(3-fluorophenyl)cyclopentanoate (5.2 g, 23.6 mmol) from Step B in THF (100 mL) was cooled to 0 °C under nitrogen and 1M lithium aluminum hydride (LAH) in THF (35.4 mL) was added dropwise over 10 min. The reaction was stirred at rt for 16 h, the excess LAH was quenched by dropwise addition of acetone and the reaction was then poured into dilute aq. HCl. The mixture was extracted twice with ether and the
15 organic layers were washed with brine, dried over sodium sulfate, combined and concentrated. The residue was purified by FC (25% ethyl acetate in hexanes) to afford the racemic title product (4.1 g) as an oil. Chiral Prep HPLC on a 2 cm x 25 cm Chiracel OD column eluting with 5% isopropanol in hexanes (25 injections) afforded the (-)-enantiomer, $[\alpha]_D = -45.5$ (MeOH, $c = 0.9$), as the first eluting peak
20 ($R_t = 17.5$ min) and the (+)-enantiomer (1.87 g), $[\alpha]_D = +45.0$ (MeOH, $c = 1.0$), as the second peak ($R_t = 22.0$ min).

$^1\text{H NMR}$ (CDCl_3) δ : 2.2-2.35 (m, 2 H), 2.5 (m, 1 H), 2.65-2.85 (m, 2 H), 2.9 (m, 1 H), 3.51 and 3.68 (dABq, 2 H), 4.93 (m, 2 H), 6.9-7.0 (m, 2 H), 7.06 (d, 1 H), 7.3-7.4 (m, 1 H).

30

Step D: (+)-*trans*-3-Hydroxymethyl-4-(3-fluorophenyl)cyclopentanone

A solution of (+)-*trans*-1-hydroxymethyl-4-methylene-2-(3-fluorophenyl)cyclopentane from Step C (1.87 g, 9.0 mmol) in methanol (75 mL) was cooled in a dry ice/acetone bath and ozone was bubbled into the solution until the blue color persisted. The excess ozone was removed with a stream of nitrogen and then
35

dimethylsulfide (5 mL) was added. After 10 min, the bath was removed and the reaction was allowed to warm to rt over 2 h. The mixture was treated with 10 drops of sulfuric acid (c) in water (2 mL) for 1 h before most of the methanol was removed *in vacuo*. The mixture was diluted with water and extracted twice with ethyl acetate and the organic layers were washed with brine, dried over sodium sulfate, combined and concentrated. The residue was purified by FC (50% ethyl acetate in hexanes) to give the title compound (1.87 g), $[\alpha]_D = +132$ (MeOH, $c = 1.2$).
 $^1\text{H NMR}$ (CDCl_3) δ : 2.3-2.45 (m, 2 H), 2.5 (m, 1 H), 2.61 and 2.77 (dABq, 2 H), 2.28 (ddd, 1 H), 3.61 and 3.75 (dABq, 2 H), 6.9-7.0 (m, 2 H), 7.06 (d, 1 H), 7.3-7.4 (m, 1 H).

(Note: The (+)-non-racemic title compound was also prepared by essentially the same reduction of non-racemic acid from Step B.)

15 Step E: *N*-(1-(R)-3-(S)-Hydroxymethyl-4-(S)-(3-fluorophenyl)cyclopent-1-yl)-D-valine t-butyl ester
To a solution of (+)-*trans*-3-hydroxymethyl-4-(3-fluorophenyl)cyclopentanone from Step D (1.0 g, 4.8 mmol) in 1,2-dichloroethane (50 mL) was added D-valine t-butyl ester (0.90 g, 5.2 mmol) and acetic acid (0.330 mL, 5.8 mmol). After 15 min, sodium triacetoxyborohydride (2.0 g, 5.6 mmol) was added and the reaction was stirred at rt for 16 h. The reaction was diluted with methylene chloride, quenched with aq. sodium carbonate and extracted 3 times with methylene chloride. The organic layers were each washed with brine, dried over sodium sulfate, combined and concentrated *in vacuo*. The residue was purified by FC eluting with 30% ethyl acetate in hexanes to give the product (1.62 g) as a mixture of the higher R_f title compound and the C-1 isomer as the free amines.

Step F: *N*-Methyl-*N*-(1-(R)-3-(S)-hydroxymethyl-4-(S)-(3-fluorophenyl)cyclopent-1-yl)-D-valine t-butyl ester
To a solution of *N*-(1-(R)-3-(S)-hydroxymethyl-4-(S)-(3-fluorophenyl)cyclopent-1-yl)-D-valine t-butyl ester from Step E (1.62, 4.44 mmol) and 37 wt % formaldehyde in water (2.1 mL, 27 mmol) in methanol (35 mL) was added 10% Pd/C (200 mg). After 10 min, the mixture was placed under hydrogen and stirred at atmospheric pressure for 60 h. The catalyst was removed by filtration and the filtrate was evaporated. The residue was purified by FC eluting with a gradient of

15 to 50% ethyl acetate in hexanes to give the higher R_f title product (1.44 g) and the lower C-1 isomer (0.17 g) as the free amines.

Step G: *N*-Methyl-*N*-(1-(*R*)-3-(*S*)-formyl-4-(*S*)-(3-fluorophenyl)cyclopent-1-yl)-*D*-valine *t*-butyl ester

5
To a solution of oxalyl chloride (0.235 mL, 2.65 mmol) in methylene chloride (10 mL) at -70 °C was added dropwise DMSO (0.385 mL, 5.3 mmol). After 15 min, a solution of *N*-methyl-*N*-(1-(*R*)-3-(*S*)-hydroxymethyl-4-(*S*)-(3-fluorophenyl)cyclopent-1-yl)-*D*-valine *t*-butyl ester (higher R_f isomer from Step F) 10 (400 mg, 1.05 mmol) in methylene chloride (10 mL) was added. The reaction was stirred at -70 °C for 1 h and then DIPEA (1.8 mL, 11 mmol) in methylene chloride (5 mL) was added dropwise over 5 min. After a further 10 min, the mixture was allowed to warm to rt for 1 h and then diluted with methylene chloride. The layers were separated. The aq. layer was reextracted with a second portion of methylene chloride 15 and the organic layers were each washed with brine, dried over sodium sulfate, combined and concentrated *in vacuo*. The residue was purified by FC (15% ethyl acetate in hexanes) to give the title product (378 mg) as an oil.

Step H: *N*-Methyl-*N*-(1-(*R*)-3-(*S*)-((4-(*N*-(3,4-difluorobenzyloxycarbonyl)-*N*-(prop-1-yl)amino)piperidin-1-yl)methyl)-4-(*S*)-(3-fluorophenyl)cyclopent-1-yl)-*D*-valine *t*-butyl ester

20
To a solution of *N*-methyl-*N*-(1-(*R*)-3-(*S*)-formyl-4-(*S*)-(3-fluorophenyl)cyclopent-1-yl)-*D*-valine *t*-butyl ester (35 mg, 0.10 mmol) from Step G in 1,2-dichloroethane (5 mL) was added 4-(*N*-(3,4-difluorobenzyloxycarbonyl)-*N*-(prop-1-yl)amino)piperidine hydrochloride (55 mg, 0.15 mmol) and DIPEA (0.025 25 mL, 0.15 mmol). After 15 min, sodium triacetoxyborohydride (42 mg, 0.2 mmol) was added and the reaction was stirred at rt for 16 h. The reaction was diluted with methylene chloride, quenched with aq. sodium carbonate and extracted 3 times with methylene chloride. The organic layers were each washed with brine, dried over 30 sodium sulfate, combined and concentrated *in vacuo*. The residue was purified by Prep TLC eluting with 50% ethyl acetate in hexanes to give the title product as the free amine (58 mg).

HPLC/MS (ESI): *m/z* 674 (*M* + 1).

Step I: *N*-Methyl-*N*-(1-(*R*)-3-(*S*)-((4-(*N*-(3,4-difluorobenzyloxycarbonyl)-*N*-(prop-1-yl)amino)piperidin-1-yl)methyl)-4-(*S*)-(3-fluorophenyl)cyclopent-1-yl)-*D*-valine tri-hydrochloride salt

- The *N*-methyl-*N*-(1-(*R*)-3-(*S*)-((4-(*N*-(3,4-difluorobenzyloxycarbonyl)-*N*-(prop-1-yl)amino)piperidin-1-yl)methyl)-4-(*S*)-(3-fluorophenyl)cyclopent-1-yl)-*D*-valine t-butyl ester (58 mg, 8.6 mmol) from Step H was taken up in TFA (2 mL) and aged at rt for 16 h. The volatiles were evaporated under a stream of nitrogen. The residue was taken up in methanol and absorbed onto a 1 g Varian SCX ion-exchange resin cartridge. The resin was eluted with 2 X 5 mL of methanol, then the product was eluted with 2 X 5 mL of 2M ammonia in methanol. The product solution was concentrated under nitrogen, then 2 volumes of methylene chloride were evaporated to remove methanol and ammonia to give the free amine. The hydrochloride salt was prepared by dissolving the free amine in methylene chloride, adding excess (>3-fold) 1M hydrogen chloride in ether and evaporating to dryness.
- HPLC/MS (ESI): m/z 618 ($M + 1$).

EXAMPLE 57

- Using essentially the same procedure as in Example 56, Steps H and I, but the appropriate 4-substituted piperidine H, the following compounds can be prepared.

EXAMPLE 57A

- N*-Methyl-*N*-(1-(*R*)-3-(*S*)-((4-(*N*-(4-Nitrobenzyloxycarbonyl)-*N*-(prop-2-en-1-yl)amino)piperidin-1-yl)methyl)-4-(*S*)-(3-fluorophenyl)cyclopent-1-yl)-(*D*)-valine dihydrochloride salt

EXAMPLE 57B

- N*-Methyl-*N*-(1-(*R*)-3-(*S*)-((4-(*N*-(4-Chlorobenzyloxycarbonyl)-*N*-(prop-1-yl)amino)piperidin-1-yl)methyl)-4-(*S*)-(3-fluorophenyl)cyclopent-1-yl)-(*D*)-valine dihydrochloride salt

EXAMPLE 57C

N-Methyl-*N*-(1-(*R*)-3-(*S*)-((4-(*N*-(3-Fluorobenzyloxycarbonyl)-*N*-(prop-1-yl)amino)piperidin-1-yl)methyl)-4-(*S*)-(3-fluorophenyl)cyclopent-1-yl)-(D)-valine dihydrochloride salt

5

EXAMPLE 57D

N-Methyl-*N*-(1-(*R*)-3-(*S*)-((4-(*N*-(4-Fluorobenzyloxycarbonyl)-*N*-(prop-1-yl)amino)piperidin-1-yl)methyl)-4-(*S*)-(3-fluorophenyl)cyclopent-1-yl)-(D)-valine dihydrochloride salt

10

HPLC/MS (ESI): m/z 600 ($M + 1$).

EXAMPLE 57E

N-Methyl-*N*-(1-(*R*)-3-(*S*)-((4-(*N*-(Benzyloxycarbonyl)-*N*-(prop-1-yl)amino)piperidin-1-yl)methyl)-4-(*S*)-(3-fluorophenyl)cyclopent-1-yl)-(D)-valine dihydrochloride salt

15

EXAMPLE 58

Using essentially the same procedure as in Example 56, Steps E and I, but substituting a D or L-amino acid *t*-butyl ester in Step E, and/or skipping or using formaldehyde or acetaldehyde in Step F, and/or a different 4-substituted piperidine (from those prepared in Procedures 1- 10) in Step H, a variety of other compounds within the scope of this patent can be prepared.

20

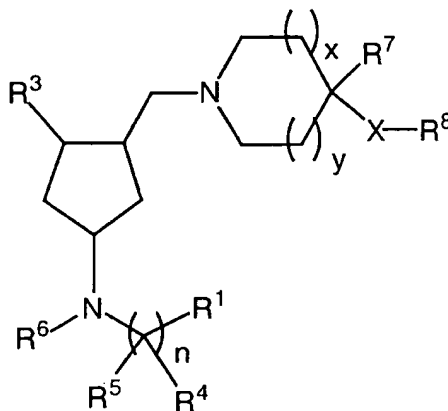
While the invention has been described and illustrated with reference to certain particular embodiments thereof, those skilled in the art will appreciate that various adaptations, changes, modifications, substitutions, deletions, or additions of procedures and protocols may be made without departing from the spirit and scope of the invention. For example, effective dosages other than the particular dosages as set forth herein above may be applicable as a consequence of variations in the responsiveness of the mammal being treated for any of the indications with the compounds of the invention indicated above. Likewise, the specific pharmacological responses observed may vary according to and depending upon the particular active compounds selected or whether there are present pharmaceutical carriers, as well as the type of formulation and mode of administration employed, and such expected

25
30
35

variations or differences in the results are contemplated in accordance with the objects and practices of the present invention. It is intended, therefore, that the invention be defined by the scope of the claims which follow and that such claims be interpreted as broadly as is reasonable.

WHAT IS CLAIMED IS:

1. A compound of the formula I:



5

I

wherein:

X is $-(C_{0-2} \text{ alkyl})-Y-(C_{0-6} \text{ alkyl})-$,

where the alkyl is unsubstituted or substituted with 1-7 substituents where the substituents are independently selected from:

10

- (a) halo,
- (b) hydroxy,
- (c) $-O-C_{1-3} \text{ alkyl}$, and
- (d) trifluoromethyl,

where Y is selected from:

15

$-(CO)-$, $-(CO)O-$, $-O(CO)-$, $-(CO)NR^9-$, $-NR^9(CO)-$,
 $-O(CO)NR^9-$, $-NR^9(CO)O-$, and $-NR^9(CO)NR^{10}-$,

where R^9 is independently selected from: hydrogen, C_{1-10} alkyl, C_{3-6} cycloalkyl, C_{1-6} alkyl- C_{3-6} cycloalkyl, C_{2-10} alkenyl, C_{2-10} alkynyl, benzyl or phenyl, which is unsubstituted or substituted with 1-3 substituents where the substituents are independently selected from: halo, C_{1-3} alkyl, C_{1-3} alkoxy and trifluoromethyl,

20

and where R^{10} is independently selected from: hydrogen, C_{1-6} alkyl, benzyl, or phenyl, which is unsubstituted or substituted with 1-3 substituents where the substituents are independently selected from: halo, C_{1-3} alkyl, C_{1-3} alkoxy and trifluoromethyl,

25

or where R⁹ and R¹⁰ may be joined together to form a 5-8 membered ring which may be unsubstituted or substituted with halo, C₁₋₃ alkyl, and C₁₋₃ alkoxy;

5 R¹ is selected from:

- (1) -CO₂H,
- (2) -NO₂,
- (3) -tetrazolyl,
- (4) -hydroxyisoxazole,
- 10 (5) -SO₂NHCO-(C₀₋₃ alkyl)-R⁹, and
- (6) -P(O)(OH)₂;

R³ is selected from the group consisting of:

phenyl and heterocycle,

15 which is unsubstituted or substituted with 1-7 substituents where the substituents are independently selected from:

- (a) halo,
- (b) trifluoromethyl,
- (c) hydroxy,
- 20 (d) C₁₋₃ alkyl,
- (e) -O-C₁₋₃ alkyl,
- (f) -CO₂R⁹,
- (g) -NR⁹R¹⁰, and
- (h) -CONR⁹R¹⁰;

25

R⁴, R⁵ and R⁶ are independently selected from:

hydrogen, C₁₋₁₀ alkyl, C₃₋₈ cycloalkyl, C₂₋₁₀ alkenyl,

C₂₋₁₀ alkynyl, phenyl, -(C₁₋₆ alkyl)-phenyl,

-(C₁₋₆ alkyl)-C₃₋₈ cycloalkyl, naphthyl, biphenyl, and heterocycle,

30 which is unsubstituted or substituted with 1-7 of R¹¹ where R¹¹ is independently selected from:

- (a) halo,
- (b) trifluoromethyl,
- (c) hydroxy,

- 5
- (d) C₁₋₃ alkyl,
 - (e) -O-C₁₋₃ alkyl,
 - (f) -CO₂R⁹,
 - (g) -NR⁹R¹⁰, and
 - (h) -CONR⁹R¹⁰,

or where R⁴ and R⁵ may be joined together to form a 3-8 membered saturated ring which may be unsubstituted or substituted with 1-7 of R¹¹,

or where R⁵ and R⁶ may be joined together to form a 3-8 membered saturated ring which may be unsubstituted or substituted with 1-7 of R¹¹;

10

R⁷ is selected from:

- (1) hydrogen,
- (2) C₁₋₆ alkyl, which is unsubstituted or substituted with 1-4 substituents where the substituents are independently selected from: hydroxy,
15 cyano, and halo,
- (3) hydroxy, and
- (4) halo;

R⁸ is selected from:

- 20 hydrogen, phenyl, naphthyl, biphenyl, and heterocycle,
which is unsubstituted or substituted with 1-7 of R¹² where R¹² is
independently selected from:
- (a) halo,
- (b) cyano,
- 25 (c) hydroxy,
- (d) C₁₋₆ alkyl, which is unsubstituted or substituted with 1-5 of
R¹³ where R¹³ is independently selected from: halo, cyano,
hydroxy, C₁₋₆ alkoxy, -CO₂H, -CO₂(C₁₋₆ alkyl), phenyl,
trifluoromethyl, and
30 -NR⁹R¹⁰,
- (e) -O-C₁₋₆ alkyl, which is unsubstituted or substituted with 1-5 of
R¹³,
- (f) -CF₃,
- (g) -CHF₂,

- 5 (h) -CH₂F,
 (i) -NO₂,
 (j) phenyl,
 (k) -CO₂R⁹,
 (l) tetrazolyl,
 (m) -NR⁹R¹⁰,
 (n) -NR⁹-COR¹⁰,
 (o) -NR⁹-CO₂R¹⁰,
 (p) -CO-NR⁹R¹⁰,
 10 (q) -OCO-NR⁹R¹⁰,
 (r) -NR⁹CO-NR⁹R¹⁰,
 (s) -S(O)_m-R⁹, wherein m is an integer selected from 0, 1 and 2,
 (t) -S(O)₂-NR⁹R¹⁰,
 (u) -NR⁹S(O)₂-R¹⁰, and
 15 (v) -NR⁹S(O)₂-NR⁹R¹⁰;

n is an integer selected from 1, 2, 3 and 4;

x is an integer selected from 0, 1 and 2, and y is an integer selected from 0, 1 and 2,
 with the proviso that the sum of x and y is 2;

20

and pharmaceutically acceptable salts thereof and individual diastereomers thereof.

2. A compound of Claim 1, wherein R¹ is selected from:

- 25 (1) -CO₂H,
 (2) -NO₂,
 (3) -tetrazolyl,
 (4) -hydroxyisoxazole, and
 (5) -P(O)(OH)₂;

30 and pharmaceutically acceptable salts thereof and individual diastereomers thereof.

3. A compound of Claim 1, wherein R¹ is selected from:

- (1) -CO₂H, and
 (2) -tetrazolyl;

and pharmaceutically acceptable salts thereof and individual diastereomers thereof.

4. A compound of Claim 3, wherein R¹ is -CO₂H;

5

and pharmaceutically acceptable salts thereof and individual diastereomers thereof.

5. A compound of Claim 1, wherein R³ is selected from the group consisting of phenyl and thienyl, which may be unsubstituted or substituted with 1-5 substituents where the substituents are independently selected from:

10

- (a) fluoro,
- (b) chloro,
- (c) trifluoromethyl,
- (d) hydroxy, and
- (e) C₁₋₃ alkyl;

15

and pharmaceutically acceptable salts thereof and individual diastereomers thereof.

6. A compound of Claim 5, wherein R³ is unsubstituted phenyl, (3-fluoro)phenyl or 3-thienyl;

20

and pharmaceutically acceptable salts thereof and individual diastereomers thereof.

7. A compound of Claim 1, wherein R⁴ is hydrogen or C₁₋₆ alkyl;

25

and pharmaceutically acceptable salts thereof and individual diastereomers thereof.

8. A compound of Claim 7, wherein R⁴ is hydrogen;

30

and pharmaceutically acceptable salts thereof and individual diastereomers thereof.

9. A compound of Claim 1, wherein R⁵ is selected from hydrogen, C₁₋₆ alkyl, C₃₋₈ cycloalkyl, C₁₋₆ alkyl-C₃₋₈ cycloalkyl, and phenyl;

and pharmaceutically acceptable salts thereof and individual diastereomers thereof.

10. A compound of Claim 9, wherein R⁵ is selected from
5 isopropyl, isobutyl, sec-butyl, and cyclohexyl;

and pharmaceutically acceptable salts thereof and individual diastereomers thereof.

11. A compound of Claim 1, wherein R⁶ is selected from
10 hydrogen, C₁₋₆ alkyl, C₃₋₈ cycloalkyl, C₁₋₆ alkyl-C₃₋₈ cycloalkyl, and phenyl;

and pharmaceutically acceptable salts thereof and individual diastereomers thereof.

12. A compound of Claim 11, wherein R⁶ is selected from
15 hydrogen, methyl, n-butyl, t-butyl, isobutyl, sec-butyl, -CH₂-cyclopropyl, -CH₂-
cyclobutyl, and cyclohexyl;

and pharmaceutically acceptable salts thereof and individual diastereomers thereof.

13. A compound of Claim 1, wherein R⁷ is hydrogen, fluoro,
20 hydroxy or C₁₋₆ alkyl;

and pharmaceutically acceptable salts thereof and individual diastereomers thereof.

14. A compound of Claim 13, wherein R⁷ is hydrogen;

and pharmaceutically acceptable salts thereof and individual diastereomers thereof.

15. A compound of Claim 1, wherein X is:
30 -Y-(C₀₋₄ alkyl)-,
where the alkyl is unsubstituted,
where Y is selected from -O(CO)NR⁹-, -NR⁹(CO)O-, and
-NR⁹(CO)NR¹⁰-,

where R⁹ is independently selected from hydrogen, C₁₋₁₀ alkyl, C₂₋₁₀ alkenyl, and C₁₋₆ alkyl-C₃₋₆ cycloalkyl, and

where R¹⁰ is independently selected from hydrogen and C₁₋₆ alkyl, or where R⁹ and R¹⁰ may be joined together to form a 5-8 membered ring which is
5 unsubstituted;

and pharmaceutically acceptable salts thereof and individual diastereomers thereof.

16. A compound of Claim 15, wherein X is selected from
10 -NR⁹(CO)O-, -NR⁹(CO)OCH₂-, -NR⁹(CO)NHCH₂- and -NR⁹(CO)NH-,

where R⁹ is independently selected from methyl, ethyl, n-propyl, allyl, and -CH₂-cyclopropyl;

15 and pharmaceutically acceptable salts thereof and individual diastereomers thereof.

17. A compound of Claim 1, wherein R⁸ is phenyl which is unsubstituted or substituted with 1-5 substituents where the substituents are independently selected from:

- 20 (a) halo,
(b) cyano,
(c) -NO₂,
(d) -CF₃,
(e) -CHF₂,
25 (f) -CH₂F,
(g) tetrazolyl,
(h) C₁₋₆ alkyl, which is unsubstituted or substituted with phenyl,
and
(i) -O-C₁₋₆ alkyl;

30 and pharmaceutically acceptable salts thereof and individual diastereomers thereof.

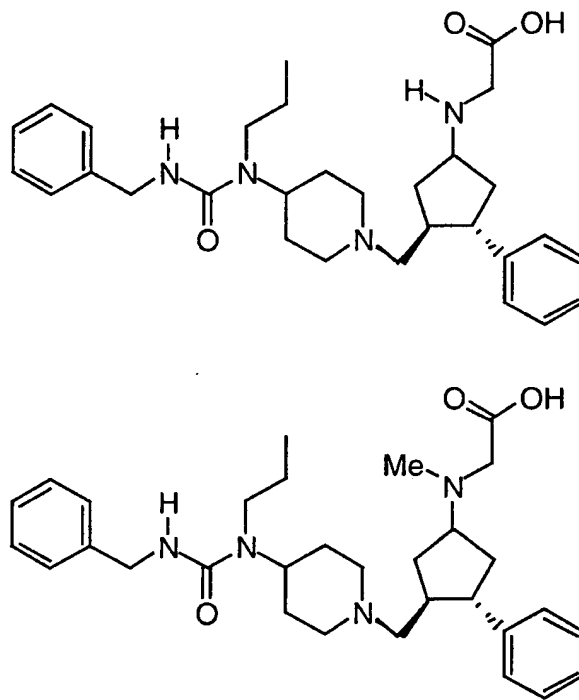
18. A compound of Claim 17, wherein R⁸ is selected from phenyl, 4-chlorophenyl, 2-fluorophenyl, 3-fluorophenyl, 4-fluorophenyl, 2,4-difluorophenyl,

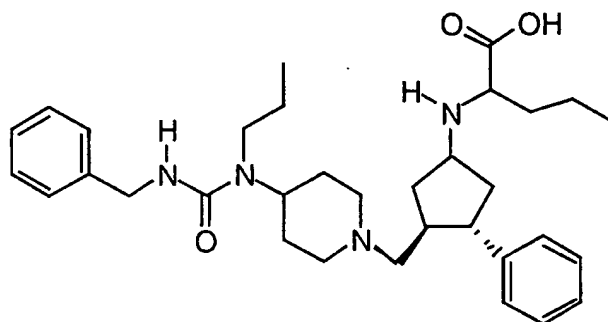
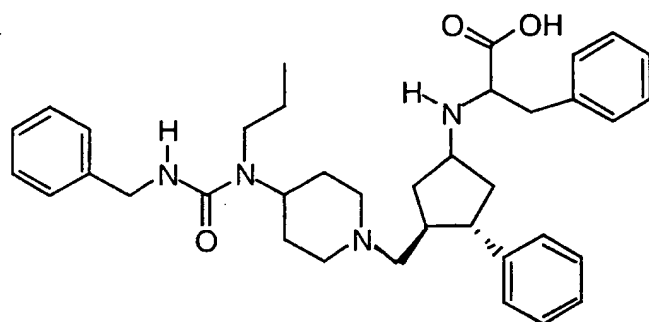
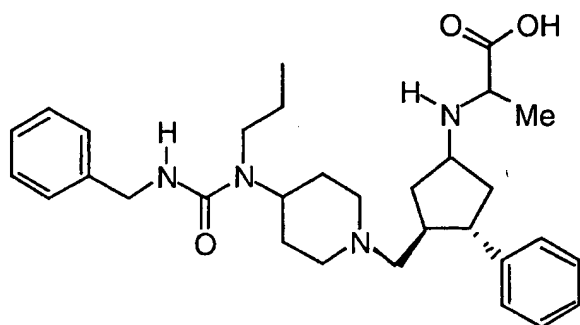
3,4-difluorophenyl, 3,5-difluorophenyl, 4-methylphenyl, 3-nitrophenyl, 4-nitrophenyl, and 4-trifluoromethylphenyl;

5
19. A compound of Claim 1, wherein n is an integer which is 1;
and pharmaceutically acceptable salts thereof and individual diastereomers thereof.

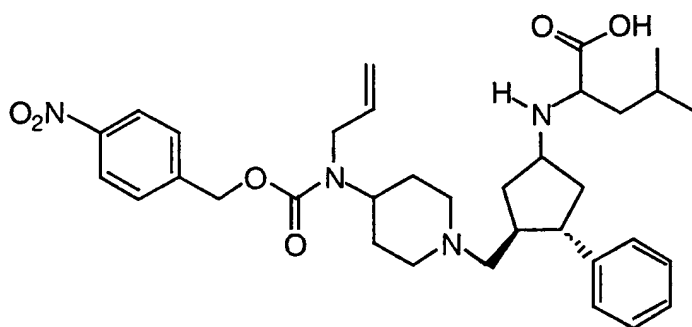
10
20. A compound of Claim 1, wherein x is an integer which is 1 and
y is an integer which is 1;
and pharmaceutically acceptable salts thereof and individual diastereomers thereof.

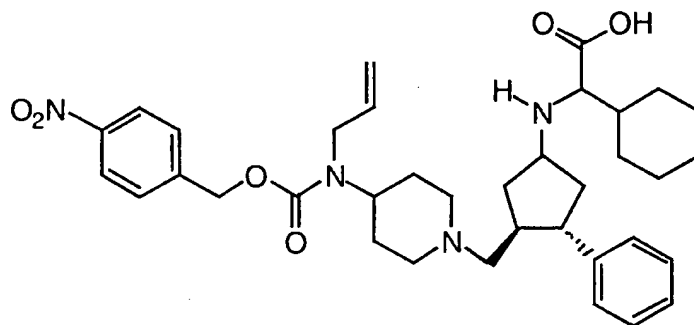
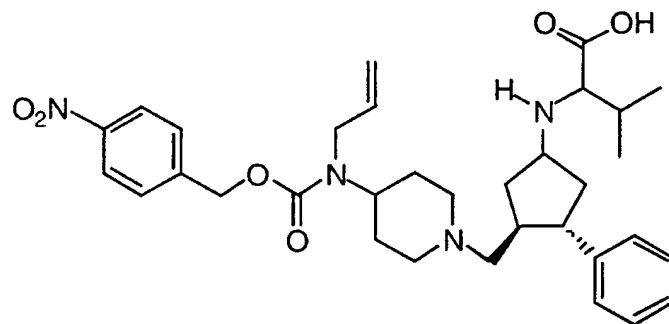
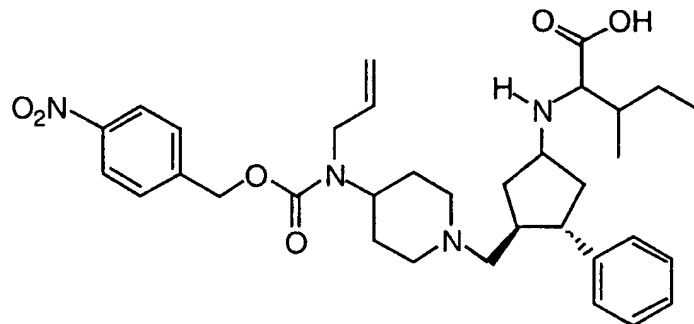
15
21. A compound of Claim 1, which is selected from the group
consisting of:



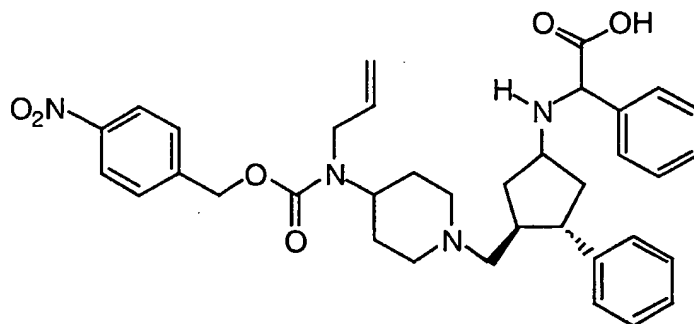


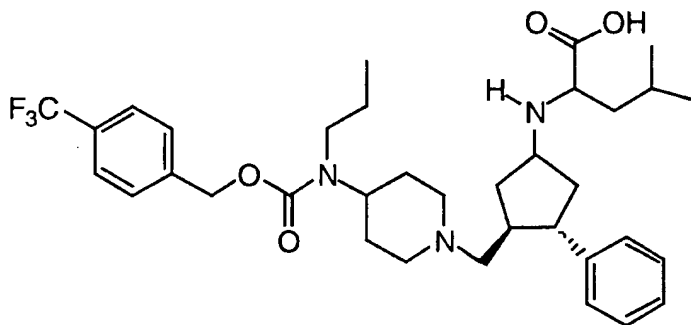
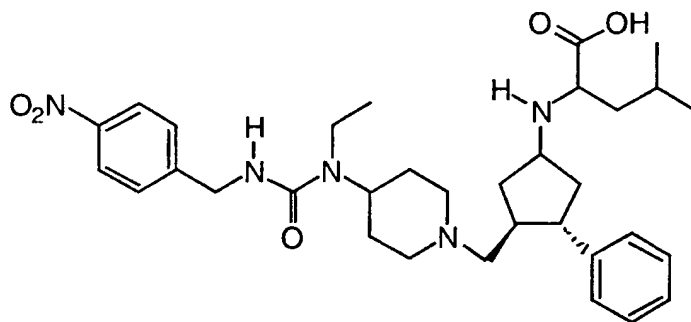
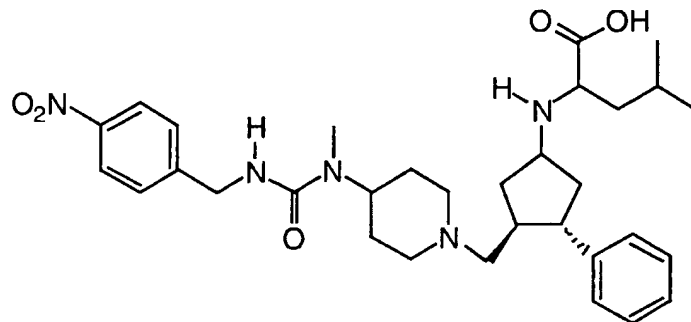
5



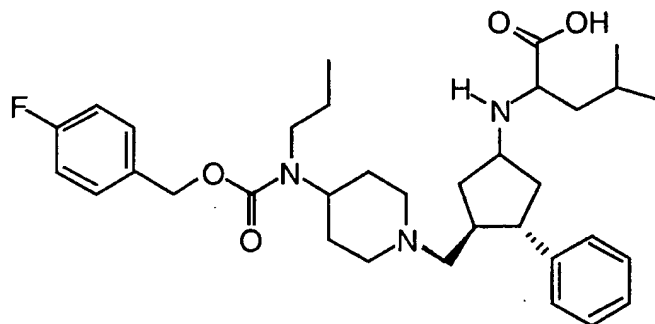


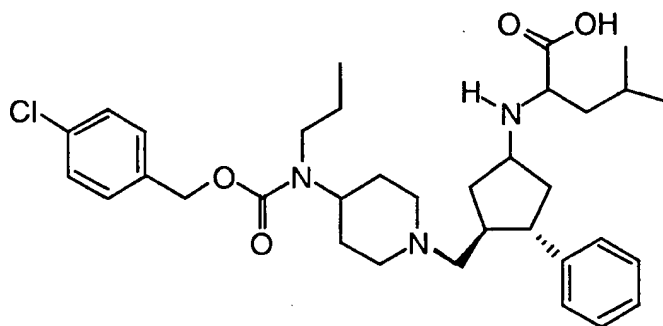
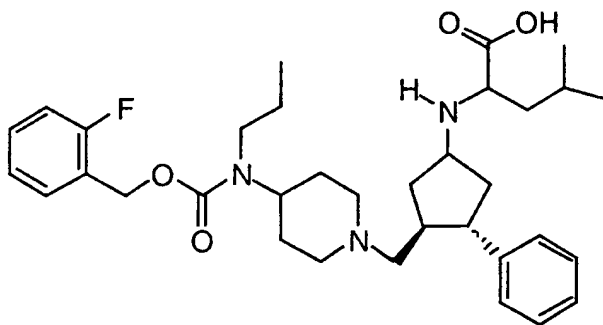
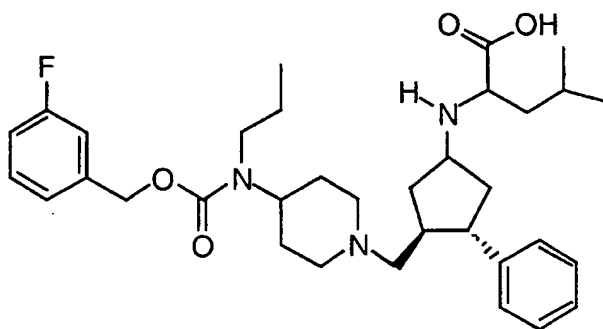
5



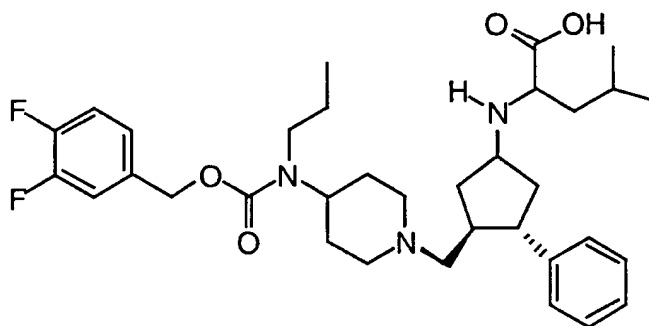


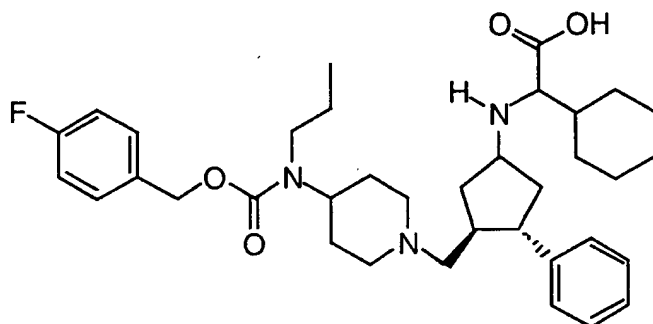
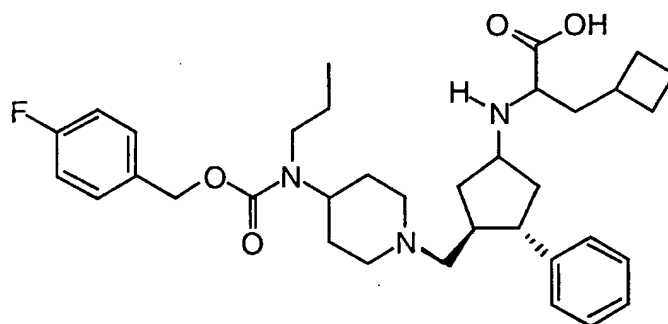
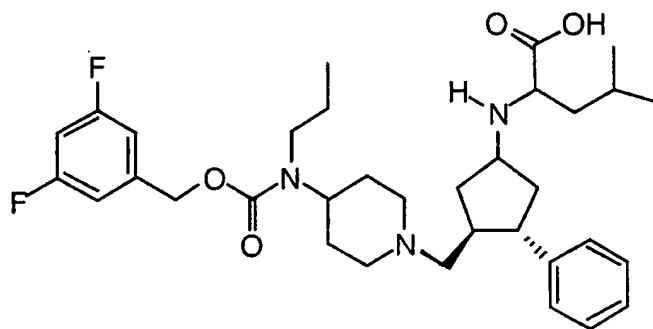
5



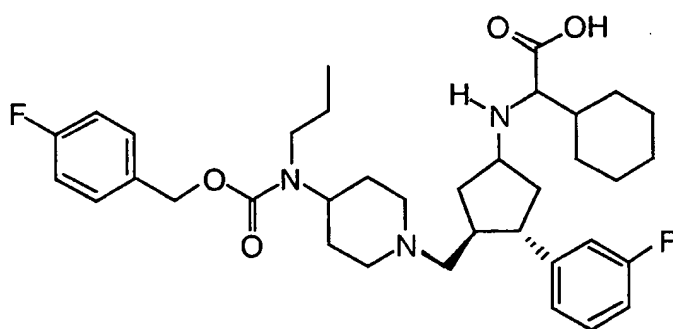


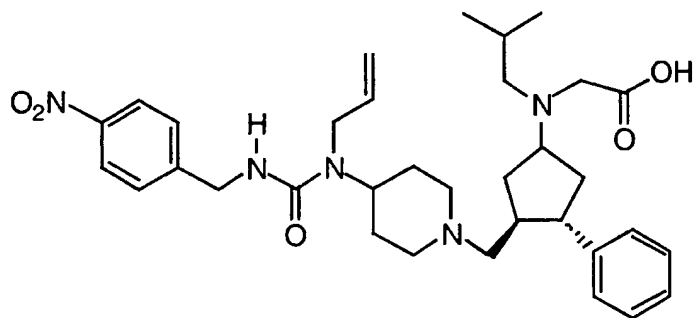
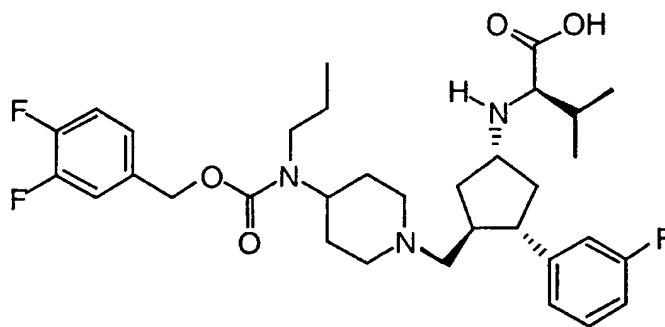
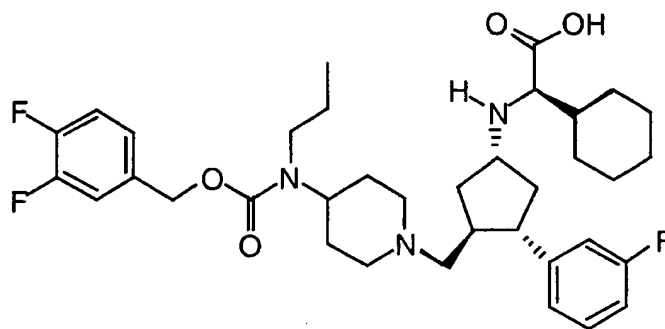
5



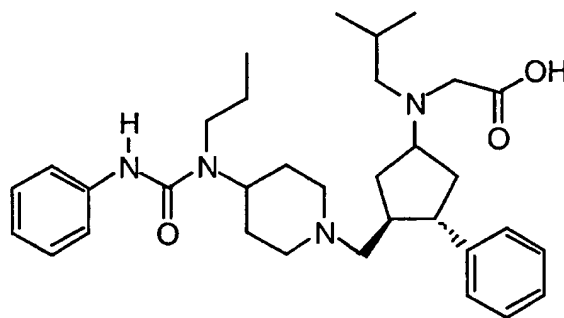


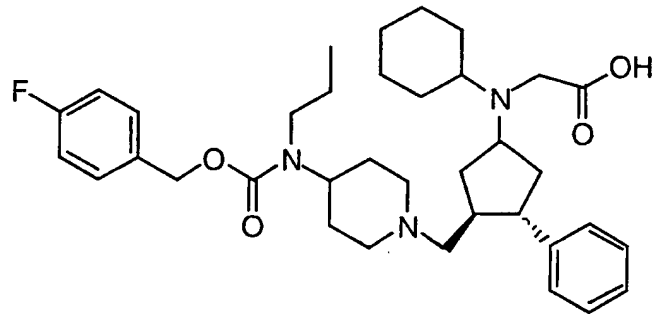
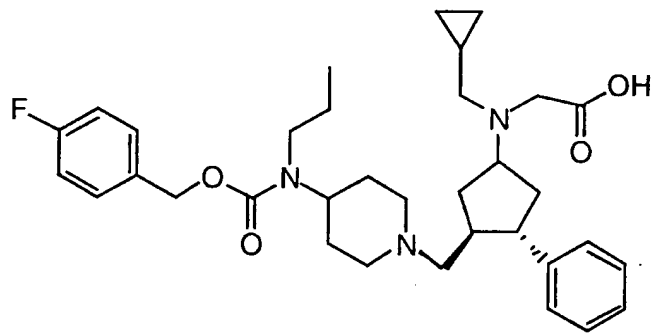
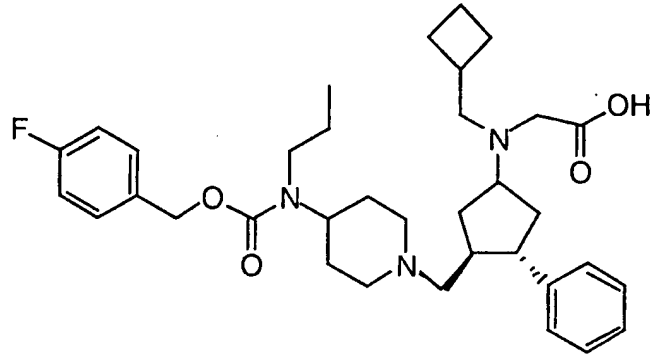
5



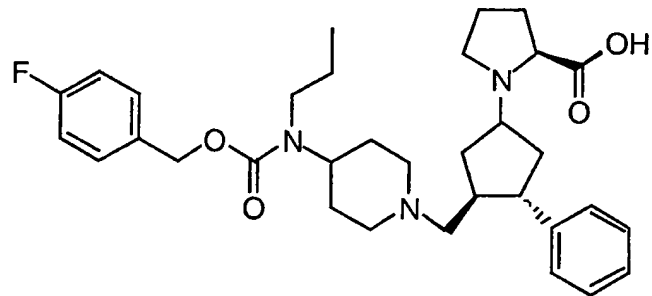


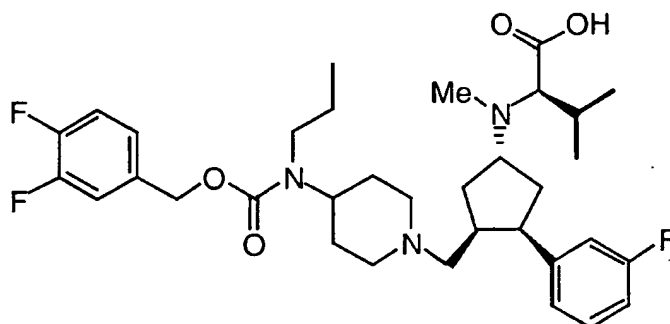
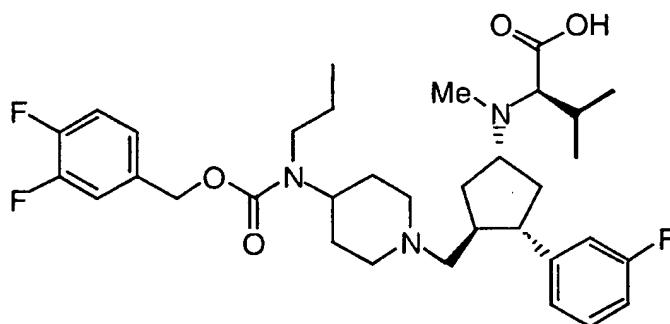
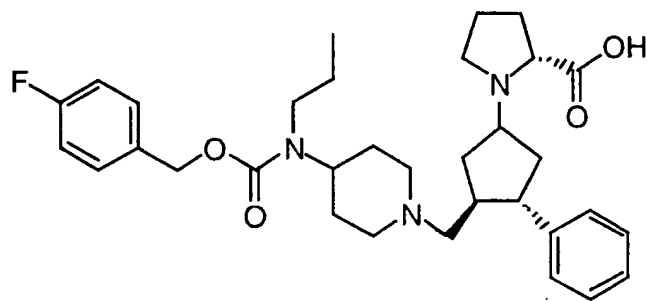
5



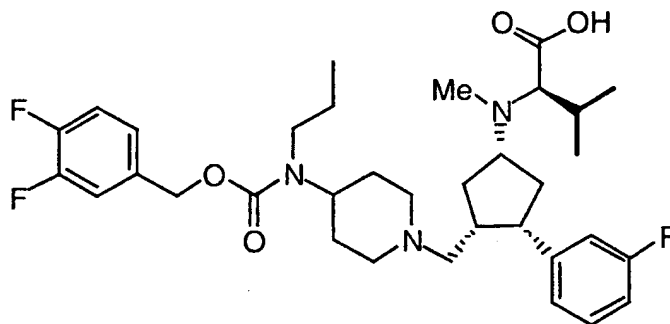


5





5



and pharmaceutically acceptable salts thereof and individual diastereomers thereof.

22. A pharmaceutical composition which comprises an inert carrier and a compound of Claim 1.

5 23. A method for modulation of chemokine receptor activity in a mammal which comprises the administration of an effective amount of the compound of Claim 1.

10 24. A method for preventing infection by HIV, treating infection by HIV, delaying of the onset of AIDS, or treating AIDS comprising the administration to a patient of an effective amount of the compound of Claim 1.

15 25. A method for the prevention or treatment of an inflammatory and immunoregulatory disorder or disease which comprises the administration to a patient of an effective amount of the compound of Claim 1.

20 26. A method for the prevention or treatment of asthma, allergic rhinitis, dermatitis, conjunctivitis, atherosclerosis or rheumatoid arthritis which comprises the administration to a patient of an effective amount of the compound of Claim 1.

INTERNATIONAL SEARCH REPORT

International application No.
PCT/US00/15724

A. CLASSIFICATION OF SUBJECT MATTER IPC(7) : Please See Extra Sheet. US CL : 514/317, 326, 327, 329;546/22, 192, 208,209, 210, 212, 215, 224 According to International Patent Classification (IPC) or to both national classification and IPC		
B. FIELDS SEARCHED Minimum documentation searched (classification system followed by classification symbols) U.S. : 514/317, 326, 327, 329;546/22, 192, 208,209, 210, 212, 215, 224 Documentation searched other than minimum documentation to the extent that such documents are included in the fields searched Electronic data base consulted during the international search (name of data base and, where practicable, search terms used) CAS ON LINE (1907-2000) File Registry, File Beilstein, File Marpat (3 Structure Queries)		
C. DOCUMENTS CONSIDERED TO BE RELEVANT		
Category*	Citation of document, with indication, where appropriate, of the relevant passages	Relevant to claim No.
A,P	US 6,054,468 A (GEERTS et al.) 25 April 2000 (25.04.00), See entire document	1 and 22
A,P	US 5,935,974 A (RAE et al.) 10 August 1999 (10.08.99), see entire document	1 and 22
<input type="checkbox"/> Further documents are listed in the continuation of Box C. <input type="checkbox"/> See patent family annex.		
* Special categories of cited documents:	"T"	later document published after the international filing date or priority date and not in conflict with the application but cited to understand the principle or theory underlying the invention
"A" document defining the general state of the art which is not considered to be of particular relevance	"X"	document of particular relevance; the claimed invention cannot be considered novel or cannot be considered to involve an inventive step when the document is taken alone
"E" earlier document published on or after the international filing date	"Y"	document of particular relevance; the claimed invention cannot be considered to involve an inventive step when the document is combined with one or more other such documents, such combination being obvious to a person skilled in the art
"L" document which may throw doubts on priority claim(s) or which is cited to establish the publication date of another citation or other special reason (as specified)	"g"	document member of the same patent family
"O" document referring to an oral disclosure, use, exhibition or other means		
"P" document published prior to the international filing date but later than the priority date claimed		
Date of the actual completion of the international search	Date of mailing of the international search report	
19 JULY 2000	07 SEP 2000	
Name and mailing address of the ISA/US Commissioner of Patents and Trademarks Box PCT Washington, D.C. 20231 Facsimile No. (703) 305-3230	Authorized officer <i>my maus</i> ALAN L. ROTMAN Telephone No. (703) 308-4698	

INTERNATIONAL SEARCH REPORT

International application No.

PCT/US00/15724

A. CLASSIFICATION OF SUBJECT MATTER:

IPC (7):

C07D 211/54, 211/56, 401/06, 403/06, 409/06, 413/06; A61K 31/4453; C07F 31/4453